



**ZTE CORPORATION**

**763**

13. 10B

<

>

*Yuming Bao*( )

5#< \$\$\$\*' #+\*

5#<

&\$% %\$(

1

" " " " " "  
" "

2019—2021

"

4

" "

2019

"

"

2019

3,000

5

"

"

2018

12 25 2019 10 31

2019 11 1 2020 10 31

100

100

6

( "

" )

2019- 2021

3,600

3,650

3,750

1

2018 12 25

2

"

"

3

"

"

"

2

"

1

**2019—2021**

**2019 —2021**

0.01—5,000 /

FPC                      R- FPC  
0.5—100 /

**3                      2019**

						<b>2018 1-11</b>	
							<b>%</b>
						970	
					1350 /		
						830	
					1040 /		
						520	
			2019	7,000	935 /		
						440	5,351.30
					570 /		0.16%
						230	
					450 /		
						280 400	
					/		

1

2

						970		
					1350 /			
						830		
					1040 /			
						520		
				2019	3,000	935 /		1,468.73
						440		0.04%
						570 /		
						230		
						450 /		
						280	400	
					/			

1

2

5

							2018	1-11
								%
						398		
					1322 /			
						401		
					805 /			
						485		
					851 /			
				2018	12 25	451		
					2019 10			
					31 100	418		
				2019	11 1		107.27	0.00%
					2020 10	418		
					31 100	735 /		
						418		
					735 /			
						433		
					1197 /			
						491		
					958 /			

1

2

**6 2019-2021**

						<b>2018 1-11</b>	
				2019	3,600	2,883.08	0.08%
				2020	3,650		
				2021	3,750		

1

2017 7 1

2018 6 30

9,000

2018 7 1

2018 12 31

3,500

2018

1



2,000



2018 1-6  
17,917.67 10,473.48  
71.2 1,565.04

5

3,000

8

2018 1-6  
9,067 8,689 -87  
1,323

2

1,271,868,333

30.34%

10.1.3

10.1.3

"

"

14A

.3

10.1.3

10.1.6

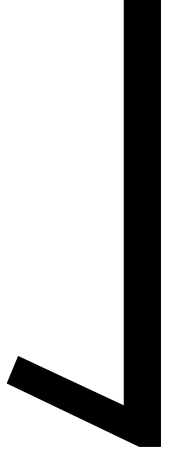

10.1.3

**3**

**1**

2018 12 25

2019



2

1

30%

2


3



1

2

3



4

2020 10

31

**6**

1

2

1

2019



2

2019

1

2

3

4

2019-2021

5

2019

-

6