

iA=x L5»#rLøK?1è6±eø! # #riA=xP #° L5»1è6±eø! # +μ6Ô! #òF,! +a9* μ\H\Tρ»μ! >>Hb
/i1¾+45 /i N μF\$X £ ýP 5¶p» Í5¶HbX Hâp»9* μ+μ&^6Ô! #ò! `•1¾ £ ý`• ¥! +aO`DÊDÇ1¾
&^ Á\æZ Jñ! +aO`.½QæF, £ ý3μ(Ù2'4| £ ý\T £ ä



ZTE CORPORATION

Ω°_`Y†PI ¥6-e! #

p•5d Õ b,;! \$4&†Yª!21,Jsf,PI ¥6-e! # p,

p-PI ¥ √ pÉ 76p,

= (¾ KI! #ò!

6Ô #ò °7Æ4 iA=xøã#° Lp.1t6-e! # Zæ!à †-"Y7!iJÔ 13 10B

2'T 36 « \$ %

6öQ +

T 3e

=™&Ûp» Õ&³

4fž 4 ". &f6°! 5•

5d6Ô! #ò5•6Çp»6Ô! # T 36«"-2" ± ò'ÿWôT 3pÉ6öQ'+ ã/8*øf% äh ^uA†pÉ ± õg 'ÿWôT
3pÉ6ö; fú äZ @b;¹ ä5a9=pÉ •#r ± òC Jsg 'ÿWôT 3pÉÉ6ªS1 ä#Û#Ã8† äS2'-"... ä å

A

000063

H

763

.

.

.

.

.

.

.

.

.

.

.

	35



2020	61113524_H03	2021	61113524_H01
		2020	60438556_H06
2021	60438556_H02		

2021^a 4 > 1%
FPA 3L 6 3Cc Cz
F. b > 4 \$D
p D *DAE

<http://www.cninfo.com.cn>

1=1b 8, Ú =,° 0bā

Ê = = 3MU •Uw <UwL 6 3C

138.14

5%

12

12

2020 9

33.15

24%

14

12

2020 10

18.8219%



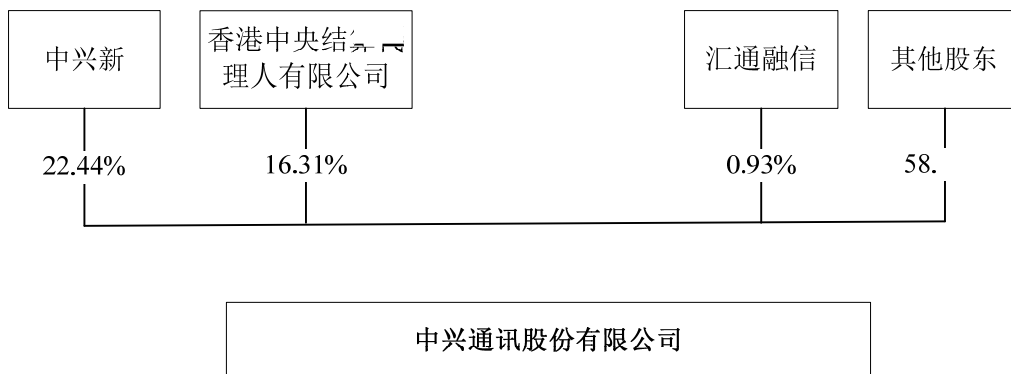
35

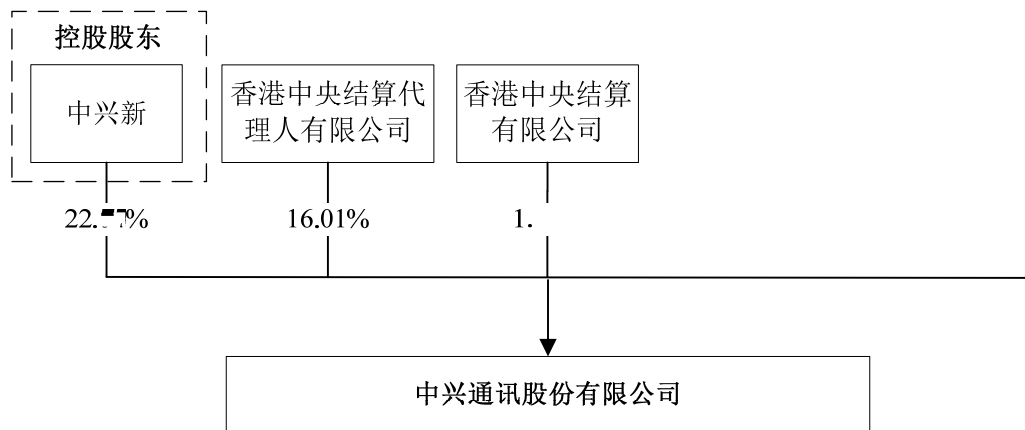
261,000.00

100%

	2020 9 30			
	1,035,480,200	22.44%	1,035,480,200	22.04%
	752,337,392	16.31%	752,337,392	16.01%
	66,697,658	1.45%	66,697,658	1.42%
	-	-	45,643,828	0.97%
	43,032,108	0.93%	82,155,390	1.75%
	2,715,887,540	58.87%	2,715,887,540	57.81%
	4,613,434,898	100.00%	4,698,202,008	100.00%

1 2020 9 30 1,035,480,200 H
2,038,000
2 H
3 2,038,000 H
A





	2020-9-30/2020 1-9			2019-12-31/2019		

/



1

2



1

2

1

2

3

4

5

6



7
1

	12			
		12	/	/
2		/		
3				
4				
5				

1				
2				
3				
4				
5				

1	
2	
3	
4	

1	
2	
3	
4	
5	
6	/
	/

2020 6 22

12

Fables

Fables

. . .

	28
	28
	30
	31
	31
	32
	33
	34
	34
	35
	37
	...39
	41
	44
	44
	45
	49
	49
	50
	50
	52
	53
	53
	53
	60
	62

.....62

.....62

.....	137
.....	137
.....	139
.....	140
.....	141
.....	142
.....	142
.....	142
.....	143
<	>
	10
.....	144
.....	145
.....	146
.....	146
.....	152
.....	156
.....	156
.....	163
.....	167
.....	167
.....	168
.....	170
.....	170
.....	171
.....	173

.....	173
.....	178
.....	179
.....	179
.....	180
.....	182
.....	183
.....	183
12	183
.....	183
.....	184
.....	185
.....	185
.....	185
.....	186
.....	187
.....	192
.....	192
.....	194
.....	195
.....	197
.....	197
.....	197
.....	197

.....	197
.....	199
.....	199
.....	203
.....	204
.....	205
.....	206
.....	208
.....	208
.....	208
.....	209

. .

		18.8219%
		18.8219%
		2020 10 28
		2020 11 16

		A	16,349.20
		A	60,808.81
		2020	

			ITU	IMT-Advanced
4G		LTE-Advanced	WirelessMAN-Advanced 1Gbit/s	802.16m 100Mbit/s
			4G	
5G		5G 1,000	10	100

	5G	5G	5G	5G	5G	5G	2020
5G							
GSA	84	5	5G	5G	2020	6	30
							36
							5G
							5G
							5G

R!fX PÁRα àŸξçÀDjLBCrP.`—€• daò „1 €„±\$Ä+XN¶ TøY ¾ p...ï<eĐ(Î,, pĐD 7@• a° @

PÖ1÷PÑÓ€

5G

5G

1

18.8219%

35

261,000.00

100%

5G

18.8219%

18.8219%

261,082.70

A

1.00

1

90%

20

60

120

A

A 30.80 / 20
90%

K A P0 N
D P1

P1 P0 D

P1 P0/ 1 N

P1 P0 AK / 1 K

P1 P0 D AK / 1 K N

2

1

35

35

Ä Ä ÁQ RpyÕ? tH G÷+XB kNÍ ú ÄAÔCÀşñ d@ÐÆ X1ñ ! T 1Õ7 Lög} ‡CtH

20

A

80%

1	5G	64.83	13.10
2		13.00	13.00
		77.83	26.10

5%

12

12

2020 9

33.15

24%

14


12

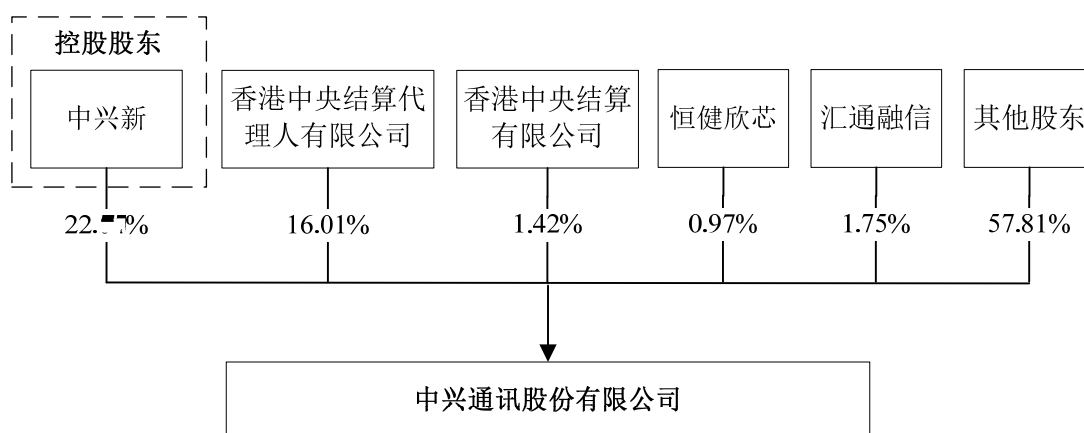
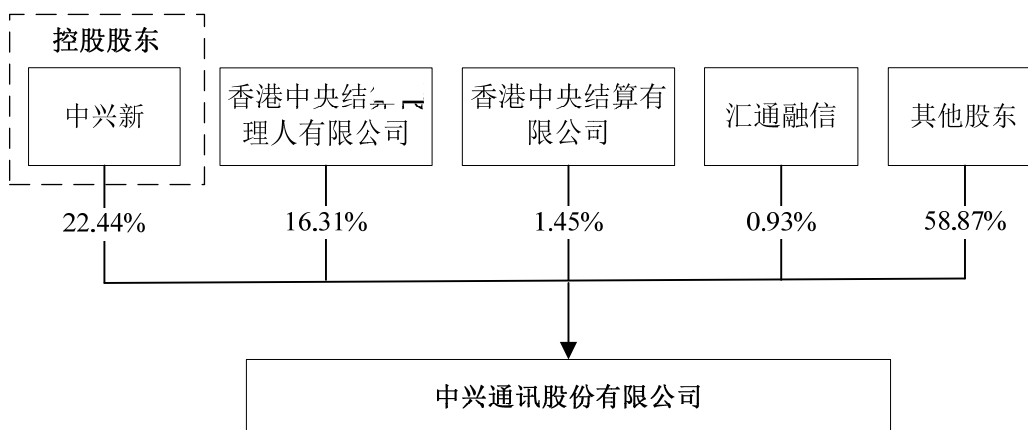
2020 10

18.8219%

24%	331,528.77	331,528.77	120,094.65
18.8219%	261,082.70	261,082.70	94,183.92
	592,611.47	592,611.47	214,278.57
	14,120,213.5	2,882,686.8	9,073,658.2
	4.20%	20.56%	2.36%6


TD <0





ICT

	2020-9-30/2020 1-9		2019-12-31/2019			
	16,526,810.9	16,526,810.9	-	14,120,213.5	14,120,213.5	-



	ZTE CORPORATION
	1997 11 11
	9144030027939873X7
A	
A	000063
H	
H	763
	518057
	+86 755 26770282
	+86 755 26770286
	IR@zte.com.cn
	http://www.zte.com.cn

Ö 1)anõ\$Ó

--	--

1997 7 9

[1997]42

1 2017 2017

2017 4

		1,687	3,972.4952
2017			1,996
	14,960.12		11,911.5591
	1,996	1,684	4,986.6471
	3,966.4153		

(2020)

60438556_H02

4,609,128,994

381,592,490

8.28%

4,227,536,504

91.72%

4 2020

2017

2020 9 30

2017

39,664,087

2020 1 15 2020

9 30 4,305,904

66

4,609,128,994

4,613,434,898

381,678,564

8.27%

4,231,756,334

91.73%

2020 9 30

22.44%

	1993 4 29
	10,000
	710 6
	91440300192224518G

--	--

	2020-9-30	2019-12-31	2018-12-31
	16,526,810.9	14,120,213.5	12,935,074.9
	12,051,129.9	10,324,783.7	9,639,007.4
	4,190,588.4	2,882,686.8	2,289,757.6
	4,475,681.0	3,795,429.8	3,296,067.5
	2020 1-9	2019	2018
	7,412,942.4	9,073,658.2	8,551,315.0
	393,901.4	755,218.2	-61,195.1
	395,500.3	716,167.0	-735,020.3
	321,475.3	577,666.9	-694,934.0
	271,204.9	514,787.7	-698,366.2
	2020 1-9 / 2020-9-30	2019 / 2019-12-31	2018 / 2018-12-31
	72.92%	73.12%	74.52%
	7.62%	19.96%	-26.10%

35

1

	2020 9 9
	140,100
	91440605MA5599P70M
/	404-405 6

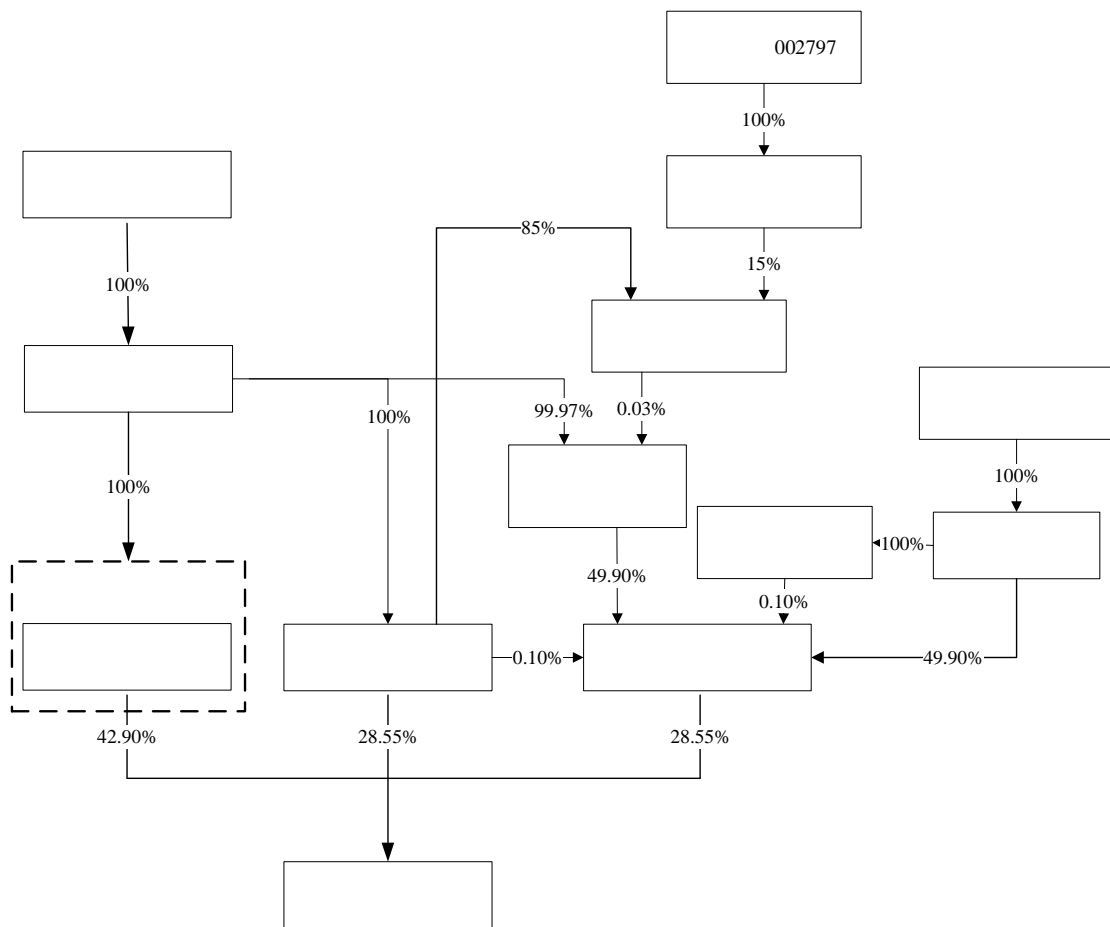
2

2020 9 9

1			60,100	42.90%
2			40,000	28.55%
3			40,000	28.55%
		--	140,100	100.00%

2021 2

3



2021 2 2

		6,800	100%

2

3



		10,000	100%
--	--	--------	------

2

	2020 7 27		
	100,000		
	91440101MA9UPR0T8D		
	1 307 -R20-A127		
	;		
		100	0.10%
		49,900	49.90%
		100	0.10%
		49,900	49.90%

9

1

	2019 12 9		
	250,000		

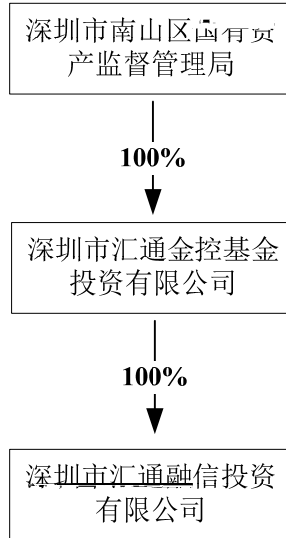
	91440300MA5G00HP3B		
/		11	14

2

1 2019 12

2019 12 9





4

5

2019 12 9 2019 2019
0

6

7

1

	2015 10 23
	2,270,000
	914403003591007023
/	12017 11

--	--	--

2

3

	2019-12-31/2019	2018-12-31/2018
	2,398,787.00	1,734,164.88
	9,135.41	8,781.74
	2,389,651.59	1,725,383.14
	1,350.58	1,249.87
	70,278.51	55,902.61
	52,666.15	41,677.48

4

50%

100%

	50,000	100%
	5,000	100%
	3,000	100%

18.8219%

	2003 11 28
	13,157.8947
/	
	91440300757608309R

1 2003 11

2003 11 1

1,500

1,350

90%

150

10%

2003 11 6

2003 135

2003 11 4



[2012]51

2012 9 5

150

150

1,350

1,350

2012 9 28



	9,000.00	90.00%		9,000.00	68.40%
	1,000.00	10.00%		1,000.00	7.60%
-	-	-		3,157.8947	24.00%
	10,000.00	100.00%		13,157.8947	100.00%

7 2020 10

2020 9 10

24%

3,157.8947 331,528.7671

140,000.00 120,000.00

24%

2020 9 30

2020 10 13

2020 10 20

140,000

10.1349%

18.8219%

2

14

12

26

30

26

LPR

10%

A

B

3

4

26

26

14

2021 2 2

212

12

227

26

70

24%

26

1,353,022.79

2

2020

1685

2020 6 30

411,555.67

566,108.42

154,552.75

37.55%

1,387,121.96

975,566.29

237.04%

3

34,099.17

2.52%

2020 10

1

2015 12

2015 12 24 24%
100 2020
6 30 100% 138.71 2015
38.71 38.71% 2015
4

1

2015 4G

5G

2

2015

5G

4G

5G

5G

4G

5G

2015

4G

5G

4G

2015

5G

3

2015

IT Gartner

2014 2019 8.30%

10.30%

4G

2020

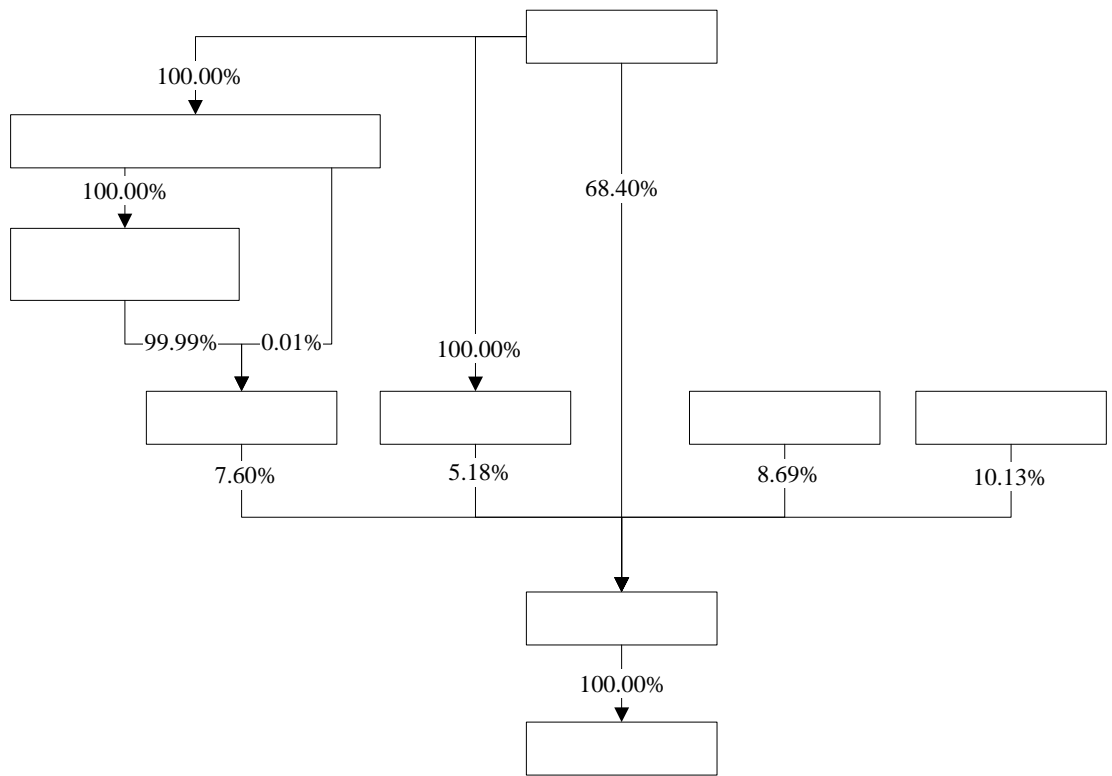
2015 70% 10%

2015

2020 6 30

48.42 2015 36.01 12.41

81.1781%



	2016 7 28
	100,000.00
/	10 J J4-02
	91610131MA6TYGPX20

2016 8 25

[2016] 048

2016 8 25

5 2016 12 9

[2016] 058

2016 12

9

5

10

100%

2016 7 28

610131100283385

1

2020 9

30

	6,334.60	2,808.68	3,525.92	55.66%
	41,868.96	23,338.37	18,530.59	44.26%
	0.96	0.18	0.79	81.82%
	48,204.52	26,147.22	22,057.30	45.76%



2

2020 9 30

					/	
1			1 2 1 2 5	8,299.67 2020 1-6	1,411.85	2020-01-01 2020-12-31
				10,228.61 2020 7-12		
2				5,534	816.82	2020-01-01 2020-12-31


68

					/	
			C5-1\B3-3\B3-7\B4-4\B3-6 \B5-6\A5-6 2020 7-12			
7			A 14 3 2020 1-6	24.54	330 / / 2020	2020-01-01 2022-06-30
			A 14 4 2020 7-12	32.72	7 1 6%	
8			6 11 12	1,200	56.16	2020-06-01 2023-05-31
9				139	10.34	2020-02-10 2021-02-09
			103 8 101	90.96	3.89	2020-07-14 2021-02-09
10			9	9,853.65	319.26	2019-01-01 2020-12-31
			J 10	70.4	5.74	2019-01-01 2020-12-31
			A C	3,932.69	42.47	? -

1			21108687	2018-11-07	42	2028-11-06	
2	SANECHIPS		21108622	2017-10-28	42	2027-10-27	
3			21108495	2018-11-07	9	2028-11-06	
4	SANECHIPS		21108421	2017-10-28	9	2027-10-27	

3

13

							
--	--	--	--	--	--	--	---

4



2



1

2012

2020			
2019			2018 12 31 25%
2018			
2018		2018	
2017			
2017		2016	
2016			
2016			5G 16/14nm 32/28nm 10/7nm



2

100
4G 5G 5G
5G

5%

	2018	2019	2020
1-9	43.45	44.96	91.17
	81.54%	68.00%	84.48%

2020 9 30

2,000

2018 1 1

1

2

1

2

	2020-9-30	2019-12-31	2018-12-31
	745,308.99	793,316.63	604,204.37
	248,108.99	339,809.04	170,267.43
	497,200.01	453,507.59	433,936.94
	497,200.01	453,507.59	433,936.94
	2020 1-9	2019	2018
	782,883.83	500,394.37	518,419.29
	43,806.70	22,076.20	15,549.77
	43,692.42	22,070.26	15,523.15
	43,692.42	19,570.65	15,763.51
	43,692.42	19,570.65	15,763.51
	2020 1-9	2019	2018
	-32,879.09	-13,467.09	-134,395.98
	-10,065.45	-4,795.74	-5,694.53
	-56,278.03	79,983.90	19,945.17
	-99,211.33	61,740.84	-120,032.17
	24,460.16	123,671.49	61,930.65

	33.29%	42.83%	28.18%
	3.59	3.04	3.90
	2.00	2.66	3.35
	24.23%	32.66%	26.08%
	5.58%	3.91%	3.04%
	9.20%	4.41%	3.70%

	2020	1-9	2019	2018
		3,895.28	2,144.91	1,167.17

1

2020 6 30

2020

1685

1,387,121.96

411,555.67

975,566.29

237.04%

2

1,387,121.96

566,108.42

821,013.54

145.03%

4

5

6

7

3

1

2016 -2019 A

3

97

$$=P+C$$

P Pc/Ecy Ay Dy E

P

Pc

Ec

A

D

E

C

2

1

4

A

2

WIND

3

4

2

6

5

3

1	603501		85.53%	Fables	
2	002405		100%	Fables	
3	300223		59.99%	Fables	

3

PE

4

1

2020

A

2020

	%	11.70	8.60	5.20	0.60	-0.90
	%	8.50	4.70	3.50	0.50	-0.90
		1.10	0.90	0.70	0.50	0.40
		2.20	1.50	1.10	1.00	0.60
	%	48.60	53.60	58.60	68.60	83.60
		5.10	4.10	2.90	-1.80	-8.50
	%	18.80	12.30	8.30	-1.50	-10.60
	%	109.90	106.40	105.80	98.40	93.30

2020

1.0 0.8 0.6 0.4 0.2


	1.0	0.8	0.6	0.4	0.2

--	--	--

		=
		×100

	18.42	14.48	19.48	13.10	65.48
	34.00	11.23	22.00	10.00	77.23
	23.28	10.55	22.00	19.77	75.60
	31.49	17.36	22.00	22.00	92.85

/			100	80	60	40	20
		15%					
		15%					
		15%					
		15%					
		20%	>1,000	500 1000	300 500	100 300	100
		20%					





2

	100%	
85.53%	1,538,389.03	70,000.00
100%	358,438.63	18,665.07
59.99%	593,334.89	33,629.68

3

PE

	100%		PE
85.53%	1,538,389.03	70,000.00	21.98
100%	358,438.63	18,665.07	19.20
59.99%	593,334.89	33,629.68	17.64
			19.61

PE

PE

	PE							PE
	21.98	1.42	0.93	1.00	1.14	0.80	1.00	26.47
	19.20	1.20	1.26	1.00	1.09	0.80	1.00	25.31
	17.64	1.23	1.13	1.00	1.27	0.80	1.00	24.91
								25.56

6

2021

2020 1-6

30,669.56

2020

2019

78%

2019

160%

5

	2020		2020		2020		2020		2020
		2020		2019	80%	2020			
	2019	160%	5.2						
	2021								
1	2021								
					2021				2021
	7.57		5.2						
					2021				
	5G								
2020				2021					
15%		2021		102.29					
				2021		30%			
	2021		71.60						
2021		21.17							
	2021				+		+		
+	+	-	1.95						
	2021					7.57			
	5.2								
2									
2019	5G		2020	5G				5G	

	2020 1-9	2019	2018
	40.67%	40.52%	38.25%
	30.46%	27.39%	23.41%
	25.45%	39.78%	39.86%
	32.19%	35.90%	33.84%

2021

30.00%

4

2018

2019

5G

2020

5G

1

314,054.59

314,033.41

314,033.41

2

1

21,906.23

2

24,278.83

3

$$- \quad = \quad - \quad y \quad y [1- \quad -$$

$$- \quad - \quad y \quad 1- \quad y r]$$

				100,000.00	100,000.00

P r i n D i Ri

2

5G

2026

2.00%

=

+

+

A

2020

6

30

7

2.94%

WIND

B

a

2.95%

b

3.00%

c

5G

2020

5.66%

14.55%

64,501.09

1

2

1

1,387,122.77

2021

52,000.00

	2021
100%	1,387,122.77
	52,000.00
	26.68

2

2020 6 30

	TTM
002049.SZ	84.09
002185.SZ	185.82
300327.SZ	48.98
300456.SZ	288.51
300458.SZ	133.30
300493.SZ	180.55
300613.SZ	73.83
300661.SZ	268.72
300671.SZ	161.12
300782.SZ	122.76
600171.SH	93.52
600667.SH	39.61
603005.SH	203.37
603068.SH	46.85
603160.SH	51.34
603290.SH	280.01
603501.SH	241.67
603893.SH	210.80
603986.SH	162.60
688002.SH	95.52
688008.SH	137.59

		TTM
688018.SH		182.12
688123.SH		95.03
688368.SH		77.62
688396.SH		256.02
		148.85
		137.59
WIND	300	

20 90% 120 A

A 30.80 / 20
 90%

K A P0 N
 D P1

P1 P0 D

P1 P0/ 1 N

P1 P0 AK / 1 K

P1 P0 D AK / 1 K N

2

8,476.7110

1.80%

1

12

36

2

12

12

A

1.00

35 35

20 A 80%

261,000.00
100%
35
=
/

6

1	5G	64.83	13.10
2		13.00	13.00
		77.83	26.10

1

1

5G

5G

5G

5G

5G

5G

	5G		5G
		2020 9 30	72.92%
5G			
3			
		5G	
13.10			17.58%
26.35%			
		13.00	
2020 9 30			0.79% 2.90%
2 5G			
1			
		5G	
	5G		5G
5G			
	5G		
		5G	
			5G
			5G

ICT

4

3

13.00

1

2 -

2

	2020-9-30/2020 1-9			2019-12-31/2019		
	16,526,810.9	16,526,810.9	-	14,120,213.5	14,120,213.5	-

	2020-9-30/2020 1-9			2019-12-31/2019		
	12,051,129.9	12,051,129.9	-	10,324,783.7	10,324,783.7	-
	4,190,588.4	4,284,170.9	2.23%	2,882,686.8	2,968,045.5	2.96%

	-	-	45,643,828	0.97%
	43,032,108	0.93%	82,155,390	1.75%
	2,715,887,540	58.87%	2,715,887,540	57.81%

2020 10 28

100%

120

1

2

3

10%

1

2

1

35

35

2

20

A

80%

3

4

261,000

100%

5G

50%

5

6

1

2

3

4

5

6

7

7

5G

50%

1

2020 7

2020 2 14

.

.

	2020-9-30		2019-12-31		2018-12-31	
	12,344,471.5	74.69%	10,256,717.4	72.64%	9,284,765.3	71.78%
	4,182,339.4	25.31%	3,863,496.1	27.36%	3,650,309.6	28.22%
	16,526,810.9	100.00%	14,120,213.5	100.00%	12,935,074.9	100.00%

16,526,810.9
 3,591,736.0 27.77%
 A
 74.69%
 12,935,074.9 14,120,213.5
 2020 9 2018
 28.22% 27.36% 25.31%
 71.87% 72.64%
 2020 A

1

85.47% 88.05% 88.29%

2020

A

2

	2020-9-30		2019-12-31		2018-12-31	
	312,146.3	7.46%	281,960.6	7.30%	84,342.9	2.31%
	28,909.0	0.69%	20,067.1	0.52%	43,204.1	1.18%
	224,617.3	5.37%	232,728.8	6.02%	301,529.5	8.26%
	147,177.3	3.52%	159,425.4	4.13%	150,249.9	4.12%
	196,086.4	4.69%	195,724.2	5.07%	201,199.9	5.51%
	1,192,568.3	28.51%	938,348.8	24.29%	889,806.8	24.38%
	92,890.2	2.22%	117,171.6	3.03%	129,604.4	3.55%
	98,478.2	2.35%	106,378.1	2.75%	-	0.00%
	827,516.8	19.79%	771,882.0	19.98%	855,848.8	23.45%
	181,655.0	4.34%	187,640.9	4.86%	273,235.6	7.49%
	18,620.6	0.45%	18,620.6	0.48%	18,620.6	0.51%
	246,552.4	5.90%	251,137.2	6.50%	278,779.0	7.64%
	615,121.6	14.71%	582,410.8	15.07%	423,888.1	11.61%
	4,182,339.4	100.00%	3,863,496.1	100.00%	3,650,309.6	100.00%

70.01% 72.66% 75.84%

	2020-9-30		2019-12-31		2018-12-31	
	1,498,263.9	12.43%	2,664,596.6	25.81%	2,373,961.4	24.63%
	21,956.7	0.18%	31,002.4	0.30%	59,193.1	0.61%
	10,694.2	0.09%	12,622.3	0.12%	10,133.2	0.11%
	1,390,006.3	11.53%	937,294.0	9.08%	791,570.0	8.21%
	2,043,698.3	16.96%	1,835,561.0	17.78%	1,952,740.4	20.26%
	800,000.0	6.64%	-	-	-	-

2019

2020 9

3

	2020-9-30	2019-12-31	2018-12-31
	1.38	1.19	1.05
	0.94	0.87	0.77

	29,890.4	24,944.5	-2,579.5
--	----------	----------	----------

2012 621.68 2019
3,063.50
25.59%
2012 28.80% 2019 40.51%

2019

1

1

IP

2

Fabless

3

2020

5G

5G

5G

2

1

2

18-24

Fabless

IDM

IDM

Fabless

2019

5G

5G

5G 7nm

7nm

5G

1

	2020-9-30	2019-12-31	2018-12-31

Fabless

	2020-9-30		2019-12-31		2018-12-31
	256,524.52	-11.77%	290,730.31	3.68%	280,416.47
	166.10	-67.23%	506.82	6,136.86%	8.13
	256,358.42	-11.67%	290,223.49	3.50%	280,408.34

/

	73,612.31	23.60%	16,422.28	16.80%	3,376.09	4.19%
	33,061.31	10.60%	41,969.97	42.94%	31,549.28	39.16%
	168,174.12	53.92%	25,464.36	26.05%	34,780.34	43.17%
	311,874.99	100.00%	97,743.47	100.00%	80,563.90	100.00%
	5,213.92	1.67%	4,016.34	4.11%	4,628.08	5.74%
	306,661.07	98.33%	93,727.13	95.89%	75,935.82	94.26%

75,935.82 93,727.13

306,661.07 82.33%

68.99% 64.52% 2020 9

5G

2018 2019 2020 9

2,132.66 -611.74 1,197.59 2018

2018 5 9

2019

2

	2020-9-30		2019-12-31		2018-12-31	
	22,057.30	40.26%	16,611.75	27.61%	16,859.65	23.30%
	2,144.30	3.91%	4,083.08	6.79%	-	-
	29,231.66	53.36%	37,121.20	61.69%	38,290.86	52.91%
	1,261.38	2.30%	2,359.49	3.92%	14,976.10	20.69%
	87.05	0.16%	-	-	-	-
	-	-	-	-	2,244.60	3.10%
	54,781.70	100.00%	60,175.53	100.00%	72,371.21	100.00%

2

	2020-9-30	2019-12-31	2018-12-31

2

22,950.90

29,750.20

35,762.95

3



1

	2020-9-30/ 2020 1-9	2019-12-31/ 2019	2018-12-31/ 2018
	3.59	3.04	3.90
	2.00	2.66	3.35
	33.29%	42.83%	28.18%
	60,123.15	45,029.36	31,250.23
	21.34	10.39	24.50
	-32,879.09	-13,467.09	-134,395.98

= /
= - /
+

3.90 3.04 3.59

5.86 3.78 3.86

	2020 1-9		2019		2018	
	781,468.74	99.82%	494,302.97	98.78%	476,919.79	91.99%
	1,415.09	0.18%	6,091.40	1.22%	41,499.50	8.01%
	782,883.83	100.00%	500,394.37	100.00%	518,419.29	100.00%

51.84 50.04 78.29

91.99% 98.78%

99.82%

2020 1-9

2020

5G

2020

5G

5G

2020

3

4

5G

5G

A

18.95% 2020

5G

5G

1

1,340.88 2,244.59 3,941.92

2

 -7.32 498.60 -331.06
2,132.66 -611.74 1,197.59

	2020	1-9	2019	2018
--	------	-----	------	------

1

	2020	1-9	2019	2018
	782,883.83		500,394.37	518,419.29
	189,731.73		163,411.73	135,208.24
	145,435.44		140,114.62	117,434.57
	43,806.70		22,076.20	15,549.77
	43,692.42		19,570.65	15,763.51

5G


2018 2019 2020 1-9
 “ 2021 61113524_H01 ”

	2020-9-30	2019-12-31	2018-12-31
	690,527.30	733,141.11	531,833.16
	54,781.70	60,175.53	72,371.21
	745,308.99	793,316.63	604,204.37
	192,266.78	240,806.22	136,254.43
	55,842.21	99,002.82	34,013.00
	248,108.99	339,809.04	170,267.43
	497,200.01	453,507.59	433,936.94

	2020 1-9	2019	2018
	782,883.83	500,394.37	518,419.29
	593,152.10	336,982.63	383,211.05
	43,806.70	22,076.20	15,549.77
	43,692.42	22,070.26	15,523.15
	43,692.42	19,570.65	15,763.51


	2020 1-9	2019	2018
--	--------------------	-------------	-------------

	2020	1-9	2019	2018
		-10,065.45	-4,795.74	-5,694.53
		-56,278.03	79,983.90	19,945.17



	2020	1-9	2019
		321,475.3	577,666.9

1



	2020	1-9	2019	2018
		529.75	1,757.30	1,972.76
		-	33.78	21.46
		447.17	325.00	341.66
		5.17	-	-

4

	2020-9-30	2019-12-31	2018-12-31
	1.63	-	-
	4,837.48	3,954.05	-

5

	2020-9-30	2019-12-31	2018-12-31
--	-----------	------------	------------

	2020 1-9	2019	2018
	32.14%	37.17%	32.91%
	24.23%	32.66%	26.08%

Fabless

Fabless

12

12

12

2020 9

33.15

24%

14

12

2020 10

18.8219%

12

[2007]128

20 2020
9 23 2020 10 28
21 2020 9 22 A 000063
399106 801102

	21	1	
A /	34.27	34.50	0.67%
	2,184.15	2,239.11	2.52%
	2,287.61	2,221.80	-2.88%
			-1.85%
			3.55%

20

-1.85% 3.55%

20%

[2007]128

1

2

H

3

5

6

7

8

2020 4 28

2020 11 16

A

A

		42,000	-	84,000
		45,966	-	87,466
		26,800	-	54,600
		500	500	-
		-	1,200	11,200
		-	600	-
		4,500	5,000	20,099
		900	500	400
		4,100	1,000	3,100
		500	500	-
		2,300	-	2,300

2017

2017

A

H

A

A

A

2020 7 1

3

A

	767,800	714,600	79,500
	9,895,797	11,203,897	223,500
	154,200	204,100	-

A

A

A

7

1

2

3

4

1

7

8

9

10

11

12

13

14

1

2

3

4

5

6

7

8

9

	010-52596085
	010-88019300

SSSSSSSSSS

SSSSSSSSSS

SSSSSSSSSS

SSSSSSSSSS

SSSSSSSSSS

SSSSSSSSSS

SSSSSSSSSS

SSSSSSSSSS

SSSSSSSSSS

2021 4 6

.
.
.

.

SSSSSSSSSS SSSSSSSSS SSSSSSSSS
.....

.
.

SSSSSSSSSS

.

2021 4 6

2021 4 6



2021 4 6

2021 4 6

755 26770282

755 26770286

1

2

3

4

5

6

7

8

9









88			200710090427.5	2007-04-06	2010-02-10	
89			200710090831.2	2007-04-06	2009-12-16	
90			200710091152.7	2007-04-10	2012-04-18	
91	TURBO		200710091157.X	2007-04-10	2011-04-20	
92	Turbo		200710090569.1	2007-04-11	2011-04-06	
93			200710098113.X	2007-04-13	2010-07-07	
94			200710097251.6	2007-04-28	2011-01-19	
95			200710074320.1	2007-05-09	2009-10-28	
96			200710105230.4	2007-05-24	2011-06-22	
97	rake		200710110637.6	2007-06-06	2010-06-16	
98	TD-SCDMA		200710074977.8	2007-06-15	2010-09-29	
99	WCDMA		200710106782.7	2007-06-20	2012-05-09	
100	WCDMA		200710112417.7	2007-06-21	2009-11-18	
101	CTC		200710130261.5	2007-07-17	2010-02-10	
102			200710130402.3	2007-07-18	2011-10-26	
103			200710130408.0	2007-07-18	2010-06-02	

104

106	TD-SCDMA		200710138054.4	2007-08-02	2011-03-16	
107	TD-SCDMA		200710147026.9	2007-08-10	2010-11-10	
108			200710138744.X	2007-08-13	2011-08-10	
109	- RAKE		200710149514.3	2007-09-04	2011-05-11	
110			200710145313.6	2007-09-07	2014-03-12	
111			200710145678.9	2007-09-13	2012-11-28	
112			200710164230.1	2007-09-30	2011-05-11	
113			200710163873.4	2007-10-09	2010-12-08	
114	Turbo		200710163777.X	2007-11-01	2011-08-10	
115	TD-SCDMA		200710196542.0	2007-11-29	2013-02-27	
116			200710077470.8	2007-12-03	2011-03-16	
117	GPON OLT MAC		200810000164.9	2008-01-02	2011-05-11	
118	-		200810055606.X	2008-01-03	2012-03-07	
119			200810004132.6	2008-01-18	2011-05-25	
120			200810002788.4	2008-01-21	2010-06-16	
121			200810004707.4	2008-01-23	2010-12-08	
122	TD-SCDMA		200810065994.X	2008-01-25	2012-09-26	
123			200810083841.8	2008-03-06	2011-05-11	

124			200810084007.0	2008-03-11	2012-05-09	
125	TD-SCDMA		200810065858.0	2008-03-14	2012-10-10	
126			200810091879.X	2008-04-02	2013-11-06	
127			200810089733.1	2008-04-03	2011-09-21	
128			200810089848.0	2008-04-03	2014-11-05	
129			200810090428.4	2008-04-07	2011-04-20	
130			200810090430.1	2008-04-07	2013-02-27	
131			200810089764.7	2008-04-10	2013-02-27	
132	TD-SCDMA		200810066706.2	2008-04-11	2013-02-27	
133			200810066707.7	2008-04-11	2013-09-11	
134			200810066714.7	2008-04-14	2013-08-21	
135			200810066649.8	2008-04-16	2011-06-22	
136			200810094538.8	2008-04-18	2011-04-20	
137	WCDMA		200810090499.4	2008-04-21	2013-02-27	
138			200810093465.0	2008-04-21	2010-08-18	
139			200810067003.1	2008-04-24	2012-07-04	
140	CMMB		200810094064.7	2008-04-25	2013-05-08	
141			200810067095.3	2008-05-04	2012-01-25	

144	T
145	
146	

178			200810179338.2	2008-11-28	2013-06-05	
179			200810180239.6	2008-11-28	2013-02-27	
180			200810217747.7	2008-11-28	2012-12-19	
181			200810184021.8	2008-12-09	2012-12-19	
182			200810240485.6	2008-12-22	2012-01-11	
183			200810190581.4	2008-12-23	2013-03-20	
184			200810189902.9	2008-12-31	2013-02-27	
185			200910000173.2	2009-01-14	2012-02-08	
186	TD_HSUPA		200910105007.9	2009-01-15	2013-02-27	
187	TD-SCDMA	UE	200910106128.5	2009-03-12	2013-08-07	
188			200910133862.0	2009-03-27	2012-09-05	
189			200910138484.5	2009-05-20	2013-05-08	
190			200910107519.9	2009-05-22	2012-12-19	
191			200980157790.1	2009-05-22	2014-09-10	
192			200910085524.4	2009-05-25	2012-11-28	
193			200910085720.1	2009-05-27	2012-12-19	
194	HSUPA	/	200910108007.4	2009-06-09	2013-06-05	
195			200910087063.4	2009-06-17	2013-03-27	

--	--	--	--	--	--	--

196

			200910178824.7094.9(09-07106)X(14004.9(-16))T1.1030		
214	Turbo		200910178824.7094.9(09-07106)X(14004.9(-16))T1.1030	2013-01-16	
215			200910178917.X	2014-06-18	

216

200910178918.4 2009-09-21 0 TD()TjET140.58 66.591 3e>Tj/TT6 1 Tf2 0 TD()Tj1

232	HARQ		201010156547.2	2010-04-02	2014-03-12	
233			201010149919.9	2010-04-16	2014-03-12	
234			201010159948.3	2010-04-23	2016-06-01	
235			201010159173.X	2010-04-26	2014-09-10	
236			201010162892.7	2010-05-04	2014-12-17	
237			201010162894.6	2010-05-04	2015-01-28	
238			201010175214.4	2010-05-14	2014-11-05	
239			201010183585.7	2010-05-24	2014-06-11	
240			201010186833.3	2010-05-26	2014-08-13	
241			201010186861.5	2010-05-28	2014-04-30	
242			201010190896.6	2010-06-02	2014-09-10	
243			201010194386.6	2010-06-04	2015-05-13	
244	TD-SCDMA		201010202680.7	2010-06-13	2014-08-13	
245			201010207323.X	2010-06-18	2014-08-20	
246	TD-SCDMA		201010204894.8	2010-06-21	2014-03-19	
247	TD-SCDMA HSUPA		201010212345.5	2010-06-29	2014-03-12	
248			201010215015.1	2010-06-29	2015-04-01	
249	-		201010218212.9	2010-06-29	2015-05-20	

250			201010233569.4	2010-07-20	2014-07-16	
251			201010236242.2	2010-07-21	2015-07-22	
252			201010239183.4	2010-07-26	2014-07-02	
253			201010237457.6	2010-07-27	2014-09-10	
254			201010239628.9	2010-07-27	2014-06-11	
255			201010240676.X	2010-07-27	2014-03-12	

256

LTE

8


--	--	--	--	--	--	--

286

--	--	--	--	--	--

322			201110059084.2	2011-03-11	2015-08-12	
323	ONU		201110059183.0	2011-03-11	2014-08-13	
324			201110059230.1	2011-03-11	2016-02-10	
325			201110060439.X	2011-03-14	2015-08-12	
326			201110063120.2	2011-03-16	2016-03-09	
327			201110063489.3	2011-03-16	2015-09-16	
328			201110066475.7	2011-03-18	2014-08-13	
329	LTE		201110067343.6	2011-03-21	2014-03-19	
330	TD-SCDMA		201110069443.2	2011-03-22	2015-05-06	
331			201110069612.2	2011-03-22	2016-01-20	
332	OFDMA		201110069912.0	2011-03-22	2015-06-10	
333			201110072115.8	2011-03-24	2014-08-13	
334			201110073462.2	2011-03-25	2014-12-31	
335	LTE		201110074028.6	2011-03-25	2015-06-03	335

340			201110088600.4	2011-04-08	2015-08-12	
341	IQ		201110091182.4	2011-04-12	2016-01-13	
342			201110091193.2	2011-04-12	2016-01-20	
343			201110092119.2	2011-04-13	2015-08-12	
344	PDCCH		201110098167.2	2011-04-19	2015-05-20	
345			201110105168.5	2011-04-26	2014-12-10	
346	OTN GMP		201110107363.1	2011-04-27	2015-09-16	
347			201110107546.3	2011-04-27	2015-06-03	



394			201210202675.5	2012-06-19	2017-12-29	
395			201210208041.0	2012-06-21	2018-06-26	
396			201210208087.2	2012-06-21	2017-03-29	
397			201210213152.0	2012-06-26	2017-11-03	
398			201210213334.8	2012-06-26	2018-02-13	
399	CCTRCH		201210224875.0	2012-07-02	2017-10-24	
400			201210225077.X	2012-07-02	2017-11-21	
401			201210227420.4	2012-07-03	2018-01-19	
402			201210231753.4	2012-07-05	2016-12-21	
403	Serdes		201210235594.5	2012-07-09	2018-08-24	
404			201210235616.8	2012-07-09	2017-02-08	
405			201210241128.8	2012-07-12	2017-02-22	
406			201210241141.3	2012-07-12	2017-10-10	
407	LTE		201210241345.7	2012-07-12	2018-11-23	
408			201210243287.1	2012-07-13	2018-01-16	
409			201210245375.5	2012-07-16	2018-03-23	
410			201210245394.8	2012-07-16	2018-08-14	
411			201210245483.2	2012-07-16	2018-10-12	

412			201210246793.6	2012-07-17	2018-05-18	
413			201210250879.6	2012-07-19	2019-01-04	
414			201210251080.9	2012-07-19	2018-06-26	
415			201210252101.9	2012-07-20	2018-05-08	
416	TD-SCDMA		201210252176.7	2012-07-20	2018-12-04	
417			201210255852.6	2012-07-23	2017-12-19	
418			201210261362.7	2012-07-26	2018-08-28	
419			201210264182.4	2012-07-27	2019-06-14	
420	HS-SCCH		201210271173.8	2012-07-31	2018-06-05	
421			201210299227.1	2012-08-21	2019-02-05	
422			201210304020.9	2012-08-24	2018-07-17	
423			201210305534.6	2012-08-24	2018-08-28	
424			201210336313.5	2012-09-12	2016-12-28	
425			201210351732.6	2012-09-20	2018-02-02	
426			201210361208.7	2012-09-25	2016-05-11	
427			201210361333.8	2012-09-25	2017-06-30	
428			201210361361.X	2012-09-25	2016-02-24	
429			201210374363.2	2012-09-26	2017-05-10	

430			201210369694.7	2012-09-27	2017-04-12	
431			201220504563.0	2012-09-28	2013-07-03	

448	TD-SCDMA		201310060469.X	2013-02-27	2018-12-04	
449			201310076779.0	2013-03-11	2019-04-05	
450			201310108305.X	2013-03-29	2018-05-04	
451			201310140621.5	2013-04-22	2019-04-23	
452			201310223512.X	2013-06-06	2019-07-09	
453			201310439994.2	2013-09-24	2019-06-14	
454			201310544345.9	2013-11-05	2019-07-09	
455			201310558104.X	2013-11-11	2017-05-17	
456			201310558155.2	2013-11-11	2019-09-13	
457			201310574802.9	2013-11-15	2019-04-30	
458			201310578969.2	2013-11-18	2019-02-05	
459			201310695197.0	2013-12-17	2019-07-19	
460			201310704262.1	2013-12-19	2018-02-02	
461			201310731611.9	2013-12-25	2019-04-02	
462			201310749809.X	2013-12-30	2019-04-02	
463			201310750600.5	2013-12-30	2019-04-30	
464			201410002164.8	2014-01-02	2018-08-24	
465			201410010606.3	2014-01-09	2018-09-18	

466			2014-04-30	2014-04-30	2018-04-30	2019-04-30	-
-----	--	--	------------	------------	------------	------------	---





520			201410667527.X	2014-11-20	2019-04-30	
521			201410676671.X	2014-11-21	2019-01-11	
522	LDO		201410683190.1	2014-11-24	2018-08-24	
523			201410689871.9	2014-11-25	2019-06-11	
524			201410691247.2	2014-11-25	2019-05-31	
525			201410745499.9	2014-12-08	2020-05-05	
526			201410768045.3	2014-12-12	2019-06-28	
527			201410778033.9	2014-12-15	2019-12-13	
528			201410790117.4	2014-12-17	2019-08-06	
529			201410790315.0	2014-12-17	2019-04-30	
530			201410802897.X	2014-12-19	2019-09-13	
531			201410803282.9	2014-12-19	2019-07-09	
532			201410805764.8	2014-12-19	2019-11-15	

533

-

538			201410817914.7	2014-12-24	2019-04-30	
539			201410827248.5	2014-12-25	2019-04-30	
540			201410829197.X	2014-12-26	2019-02-05	
541			201410848542.4	2014-12-29	2019-08-16	
542			201410840453.5	2014-12-30	2018-08-03	
543			201410843286.X	2014-12-30	2020-07-07	
544			201510014406.X	2015-01-12	2019-04-30	
545			201510019734.9	2015-01-15	2019-03-12	
546			201510027790.7	2015-01-20	2019-04-30	
547			201510037162.7	2015-01-23	2019-04-30	
548			201510043605.3	2015-01-28	2019-02-05	
549	DMA		201510074087.1	2015-02-12	2019-03-12	
550			201510085527.3	2015-02-16	2018-03-30	
551			201510130225.3	2015-03-24	2019-09-13	
552			201510130351.9	2015-03-24	2020-04-24	
553			201510176206.4	2015-04-14	2019-05-31	
554			201510176591.2	2015-04-15	2018-06-05	

574			201510334812.4	2015-06-16	2019-07-19	
575			201510336814.7	2015-06-17	2018-10-16	
576			201510336880.4	2015-06-17	2019-10-22	
577			201510337312.6	2015-06-17	2019-07-19	
578	---		2015103374.9209	Tw[/TT3	1	Tf25.7429 09648[449 Tw[/Tc0





628			201510695926.1	2015-10-21	2020-02-07	
629			201510690108.2	2015-10-22	2019-04-30	
630			201510691001.X	2015-10-22	2019-12-13	
631	FIR		201510745052.6	2015-11-03	2019-07-19	
632			201510761157.0	2015-11-10	2018-12-04	
633			201510819463.5	2015-11-23	2019-12-06	
634			201510823979.7	2015-11-23	2019-04-30	
635			201510894093.1	2015-12-07	2020-04-24	
636			201510903714.8	2015-12-09	2020-06-16	
637			201510919447.3	2015-12-10	2020-07-31	
638			201510918940.3	2015-12-11	2019-04-30	
639			201510932060.1	2015-12-15	2018-12-04	

664			201610392751.1	2016-06-03	2019-11-15	
665			201610398290.9	2016-06-06	2020-07-31	
666			201610416707.X	2016-06-14	2019-04-30	
667			201610451307.2	2016-06-21	2020-06-16	
668			201610454789.7	2016-06-21	2020-06-02	
669			201610474807.8	2016-06-24	2020-04-24	
670			201610528550.X	2016-07-06	2019-04-30	
671	TA		201610618723.7	2016-07-29	2019-10-18	
672	PoP		201620889885.X	2016-08-16	2017-05-17	
673			201610716951.8	2016-08-24	2020-07-24	
674			201610737740.2	2016-08-26	2020-04-10	
675			201610796107.0	2016-08-31	2019-07-19	
676			201610796432.7	2016-08-31	2019-05-31	
677			201610798824.7	2016-08-31	2019-11-26	
678	WCDMA		201610801044.3	2016-09-01	2020-02-14	
679			201610802965.1	2016-09-05	2020-06-16	
680			201610809928.3	2016-09-07	2020-09-08	
681	IQ		201610817688.1	2016-09-12	2020-04-10	

682	IQ		201610821859.8	2016-09-12	2020-05-12	
683	D2D sidelink		201610824964.7	2016-09-14	2020-05-26	
684			201610841514.9	2016-09-22	2019-10-18	
685			201610848169.1	2016-09-23	2020-04-24	
686			201610864963.5	2016-09-28	2020-04-03	
687			201610889787.0	2016-10-11	2020-04-24	
688			201610905878.9	2016-10-17	2020-07-24	
689			201610920467.7	2016-10-21	2020-09-08	
690	ODU		201610920470.9	2016-10-21	2019-07-19	
691	PHY		201610921197.1	2016-10-21	2020-04-24	
692			201610962540.7	2016-10-28	2020-05-26	
693			201610964249.3	2016-10-28	2020-08-18	
694			201610967153.2	2016-10-28	2019-07-19	
695			201610927601.6	2016-10-31	2019-08-06	
696	AXI		201610932607.2	2016-10-31	2020-02-07	
697			201610933427.6	2016-10-31	2020-05-19	
698			201610934151.3	2016-10-31	2020-05-12	
699			201610936617.3	2016-11-01	2019-10-18	

--	--	--	--	--	--	--

736