



ZTE CORPORATION


763

Yuming Bao ()

A



				"		"	"	"
				"	" "	" "	" "	" "
"	"						2018	10
25								180390
								"
"				"		"		



		2015	2016	2017	2018	1-6
4G		LTE-Advanced	ITU WirelessMAN-Advanced	1Gbit/s	IMT-Advanced 802.16m	100Mbit/s
5G		5G 1,000 1/5	4G 10		100	
Pre-5G		5G	5G			
IMT-2020		5G " IMT-2020"	2015 10 26 ITU-R	2015 10 30 5G		
ICT		IT	CT		ICT	
MIMO		Multiple-Input Multiple-Output				
Massive MIMO		MIMO	MIMO			
		5G				

			SaaS PaaS IaaS	
		4V	Variety Velocity	Volume Value
Hz GHz				1GHz=1,000,000,000Hz

1

2

«

1.....	6
2.....	9
3.....	15
4.....	17
5.....	

1

30 /

20

A

90%

A

2017

"

"

20

A

20

A

/

20

A

"

"

2018 1 31

"

130

130

"

"

686,836,019

"

18.92 /

2018 1 31

31.12 /

2018 1 31

A

"

"

2018 2 1

2 <

> <

>

2018 2 1

2018 1 31

2018 2 1

" "

2018 1 31

2019 1 17

2018 A

20

A

90%

2018 1 31

2018 2 1

34.		15	1.5%	
35.		15	1.5%	
36.		15	1.5%	
37.		15	1.5%	
38.		15	1.5%	
39.		10	1.0%	

4. 2018 9 30

" "

91440400MA4W1GHE5H

91440400MA4W0U2672

2018

9 30

1.		25,000.00	50.0000%	
2.		24,999.00	49.9980%	
3.		1.00	0.0020%	

34% 14.5% 49% 2.5%

2018 9 30

9

3

2

4

33.33% 22.22% 44.45%

50%

2018

[2007]108

[2008]80

1.

2.

50%

50%

3. " 2"

4.

32

100%

50%

50%

50%

36

" SS"

50%

50%

4

10

2018 10 31
10

1

1 10 2016 4
21 [2016]41

220,000
2

220,000

2017 8 10
[2016]41

2016

[2012]12

[2013]17

1

					"	"
1	10			2016	11	29
[2016]613			2013			"
"	306,793.74		2014			"
"	188,000					
153,396.87	94,000		247,396.87			

2

				2016	11	29		
			[2016]613					
	2016	11	10		2013	"	"	"
	306,793.74		2014	"		188,000		
				141		03855503		
	2016	12	27			153,396.87		
94,000			247,396.87					
				2018	3	2		
			20180302176293491348			2015	1	1
2017	12	31						

"

"

"

"

"

"

"

"

2

"

" "

"

2

a

b

3

“ ”
1

“

” 2

“

25%

”

2

a

b

3

[2010]10

[2013]17

1

“ [2010]53 ”

10

”

[2010]53

“

"

2

3

[2010]10

[2013]17

		/		
--	--	---	--	--

2010 6 11 Universal Telephone Exchange, Inc.
 " UTE"
 ZTE USA, Inc. " "
 UTE UTE 2,000
 UTE UTE
 UTE 1,000
 2,000
 2012 2 23
 UTE 2012 3 1 UTE
 2012 5 1
 UTE UTE
 2014 9 19 2017 2
 17 UTE 2017 2
 21 2017 3
 16 UTE 2017
 6 19 UTE
 2017 7 7
 2018 10
 31

2011 7 26 InterDigital Communications, LLC. InterDigital
 Technology Corporation

Delaware

Delaware 2013 6

28 ITC

337 337

2013 12 19

ITC 337 InterDigital

and IPR 2015 2 18

ITC

2013 1 2 InterDigital and IPR InterDigital Holdings, Inc.

InterDigital, Inc. ITC Delaware

3G 4G

InterDigital and IPR InterDigital Holdings, Inc. ITC

Delaware

2014 6 13 ITC

337 2014 8 15 ITC

337 InterDigital

and IPR InterDigital Holdings, Inc.

2015 6 InterDigital and IPR InterDigital Holdings, Inc 2014

10 28 Delaware

2015 4 22 Delaware

Delaware

2012	7	Technology Properties Limited LLC	ITC
California			
		ITC	
		California	
California			

3,122.43

5,874.23

2.1		63.00	63.00	
2.2		337.78	-	
		428.78	91.00	

2

1

IT

5G

1		28.00
1.1		24.75
1.1.1		

1		272.01
		56.88
2		16.37
		5.87
3		3.40
		0.003
4		4.61
		0.25
5		11.49
		-
6		29.91
		-
		400.78



IT

2

1				
1.1	IT	78,464	1.57	123,496.80
1.2		1,285	2.97	3,819.65
1.3		6,711	4.15	27,858.78
1.4		2,671	33.76	90,183.10
1.5		89	24.44	2,172.67
				247,531.00

2

2.1 659 19.48

	2017	2018	2019	2020	2018 -2020
	13.50	16.00	21.70	25.30	63.00
	61.45	79.42	109.09	149.27	337.78
	74.95	95.42	130.79	174.57	400.78
	-	18.51%	35.63%	16.61%	-
	-	27.31%	37.06%	33.48%	
	18.01%	16.77%	16.59%	14.49%	15.72%

6 ---

63

1

2018 -2020

16.77% 16.59% 14.49%

15.72%

2017 " 5G

"

18.01%

2018 2019 2020

5G

2019 2020

2018

2019

2

2018 -2020

32.62%

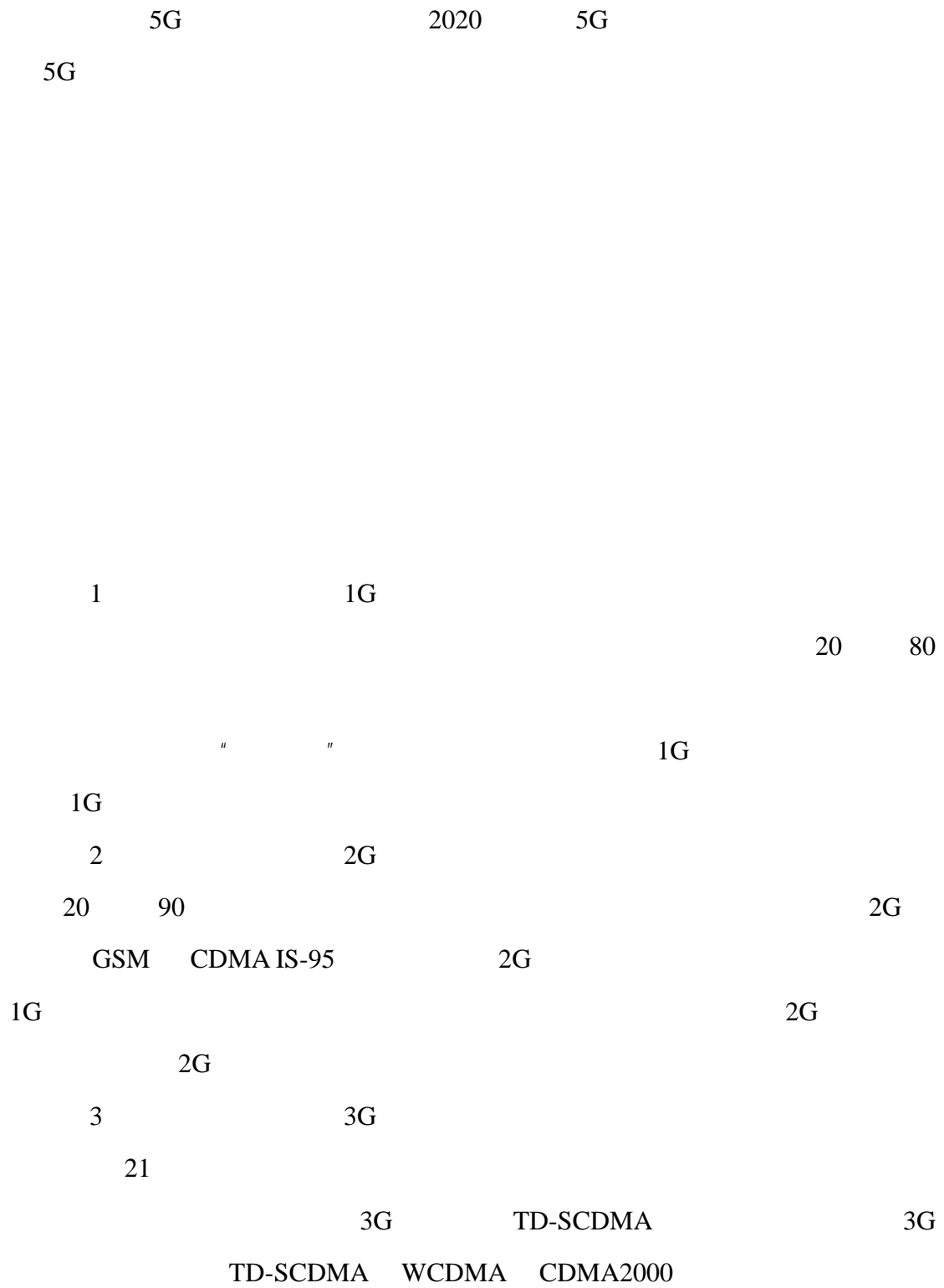
2018 -2020

27.31% 37.06% 33.48%

5G 2020

2018 2019

18.51% 35.63% 16.61% 2019 5G
2019 2019
2020 5G
2020
63
5G 2020



2008 3G

4G

802.16m 4G LTE Long Term Evolution

TD-LTE FDD LTE

5 5G

4G

2020 5G 2020

5G 5G 2016

3GPP Third Generation Partnership Project

5G 2017 12 2 5G

2018 6 14 5G 5G

5G

ICT 5G 5G

eMBB

5G +

	4G SDN Software Defined Network /NFV Network Function Virtualized

3

5G 5G
 1,000 5G
 5G

5G
 5G

	5G IP 5G 5G

4

5G



			5G
3		5G	5G 5G
4		SDN	SDN SDN
5			OPEX

ICT

"

"

"

"

"

5G

"

5G

jak@U

k:U

2 5G 5G 5G
5G 20 5G
5G 5G

3

5G 5G

4

ICT

"

"

"

"

2

	1 2 3	B2C	B2C B2B
	5G	4G	5G 4G 4G
	10Gbps	100M~1Gbps	10~100
	1	10~50	10~50
	100	1	100
	500	350	350 4G
			5G 4G
SDN/NFV			5G IT ICT 4G CT
	< 52.6GHz	< 2.6GHz	5G 4G
	100MHz	20MHz	5G 100MHz


64 x 64

4 x 4

1

" "

6 ---



1

2

10%

2015

2016

2017

2018

30

3.3

WIPO

8

PCT

6

30

7.2

70

42,000

100

5G

5G

2016

2017

3

160

20

5G

" 5G "

	Services								



CSP-OT
Application
Software

CSP-OT
Software


6 —

5G

5G

10

39




30%

2018 1 31

A

130

130



B A


30%

--

50%



9.1



30%

11 2017 3

8.92

3

3

	2017	3	892,360,064
BIS		3	
2017			2017

i

BIS 2018 4 15
2018 4 15 2025 3 13 " 2018
4 15 " 2018 4 15
EAR
EAR 2018 4 15
2018 4 23 83
17644

FPGA

IC

IC

IC
D) ASD w/ 6 pins

EAR

2018

4

15

BIS

2018

7

13

2018

4

15

2018 4 15

BIS 2018 4 15

2018 7-9

193.32

14.34%

2018 7 13

2018

BIS

2018 4 15

160

1

2018 1-9

5G

85.26 14.5% 12.0%

2.5

2

130 130 91

" 5G " 39 "

"

5G 5G

5G 5G

5G

5G

" 5G "

2018 4 15

EAR

EAR

2018 4 15

2018 4 15

BIS 2018 7 13

2018 4 15

2018 394.34
 26.99% -78.24
 BIS 2018 7 13 2018 4 15
 2018
 193.32 14.34%
 5.64
 5G

1 BIS 2018 7 13 2018 4 15

2 2018 4 15
 BIS 2018 7 13 2018 4 15

3
 2018 4

15
 BIS 2018 7 13 2018 4 15

4 BIS 2018 7 13 2018 4 15

					2016	2017
					16	
		"	"			
1	2016					
	2016			11.66		8.45
263.70%						
1						
	2016	"	"	2015	9.45	
				2016		
				85.50%		5.94
				90%		3.51
		84.86%		1.47		
2	"	"				
	2016	"	"	2015	4.35	
"	"			2015	7.10	2016
	1.04			85.35%		"
"		2016				
2	2017					
	2017			67.53		55.87
479.38%						
1						
	2017			2016	26.77	
2017						
2						
	2017	"	"	2016	9.00	
				2017		

	2018	1-6	2017	2016	2015
		-9,552	-80,492	-22,514	-28,874
		-3,749	2,335,291	1,151,046	9,789
		-206,401	-86,572	437,980	252,617
		-	12,553	-	-
		6,964	7,339	6,074	5,931
		-6,332,966	2,166,871	-6,028,603	508,148

	10				11	12
			"			"
0.10	11.51	23.35	-0.04	2016	2017	2016
					90%	
3.51			84.86%		1.47	
			85.50%		5.94	2017
			10.1%			21.64

2016 2018

2017

5G

2018

2018 6 12

10

2018 5 9

2016 2018

3 4	20%	20%	100%
4 5	50%	50%	
5	100%	100%	

3

		3	-
--	--	---	---

2017

2015 2017

2015 2017

2017

A

A

A

"

"