



ZTE CORPORATION

ZTE

ZTE CORPORATION

.....	3
.....	6
.....	10
.....	11
.....	13
.....	16
.....	17
.....	21
.....	25
.....	47
.....	89
.....	95
.....	124
.....	135
.....	136
.....	298

2G

GSM

GSM CDMA

2G
EDGE

CDMA
115.2Kbps GSM
384Kbps

3G

2Mbps

384Kbps

144Kbps

RCS



PB 2.0 " "

" " "

G LPWA "

"

" M-ICT

"

" " " "



1

ZTE Corporation
ZTE

2

3

55

+86 755 26770282
+86 755 26770286
IR@zte.com.cn

4

518057
http://www.zte.com.cn
IR@zte.com.cn

1

36

5

6

http://www.cninfo.com.cn
http://www.hkexnews.hk

55

7

A

000063
(2015 6 13)

12 01
112090

H

763





2015	1	VoLTE
2015	3	Pre5G
2015	3	









ICT

M-ICT

"

"

"

"

"

"



"

"



" "



"

"

	2015	2014	
	6.73%	14.34%	7.61

	2015	2014	
	117,862.3	97,264.4	21.18%
	110,457.6	94,751.8	16.58%








1





--	--	--	--	--	--	--	--	--	--	--	--	--

1,000 2015-05-26 2015-08-26 1,000 - - 13.88 13.88



--	--	--	--	--	--	--


2015
01





"

"









"

8

"











13 2013 8 Dataquill Limited
ZTE Solutions, Inc.
2015 3 Dataquill
Limited ZTE Solutions, Inc. 2015 6

1


1

"

"

1

/ 2











"

"





B

"

"

"

"

0.5

--	--	--	--	--	--	--	--	--





"

"






"

"



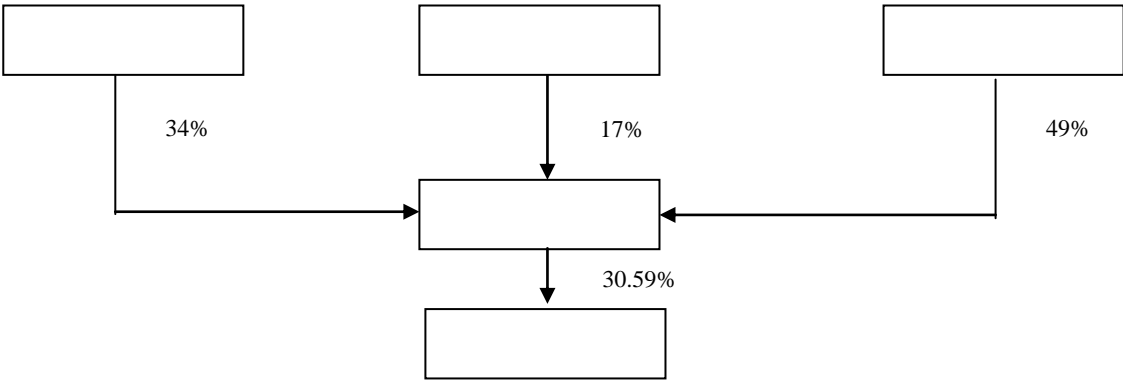




--	--	--	--	--	--	--	--

2015 12 31	200,808	A	200,457	H	351	
2016 3 31	202,494	A	202,141	H	353	
5% 10						
1		30.59%	1,269,830,333	+		





1



1960

1982

1982 8 2014 9
2014 9
2015

11

"

"



"

"



1966	1990				
			1993		
			1998	1999	
			1999	2014	
					2001 2
2015 11		2014 8			
					23

“ ”



2

/

1976

1998

2007

1998

7

2011

2016

4

2016

4





—

1969

2009

1990

1992

2000

2011

MTO

PMO

2015

						1	1	A	A	A	A				2
1		74		3	3/2013	3/2016	1,297,472	-	-	259,495	1,556,967	11	293.4		
2		49		3	5	6	242,929	100,000	-	48,586	391,515	11			


					1	1	
--	--	--	--	--	---	---	--





Teng

Bingsheng



60,758

75

37.5%
15.6%
16.0%

19,974



		注







(2016) 60438556_H01

2015

2015 12 31

!

!

2015

()

2015 12 31

	2015	2014
20	7,907,572	10,998,077
4	1,273,346	3,175,432
21	19,840	70,604
22	4,000,000	-
23	9,885,129	10,381,688
24	22,932,866	19,244,400
8	4,423,103	3,825,106
25	4,035,638	3,305,520
26	3,644,694	2,801* n /P

()

2015 12 31

	2015	2014
34	4,150,791	3,437,541
35	10,493,439	8,724,754
36	(685,067)	(464,275)
37	2,022,709	1,769,012
38	<u>13,678,222</u>	<u>11,411,542</u>
	29,660,094	24,878,574
39	<u>9,321,327</u>	<u>-</u>
	<u>4,367,184</u>	<u>1,413,930</u>
	<u>43,348,605</u>	<u>26,292,504</u>
	<u>120,893,897</u>	<u>106,214,196</u>

136 297

()

2014

2015

()

2015

	2015	2014
	3,008,502	253,500
	2,719,680	253,500
	8,904,700	-
	<u>17,736,335</u>	<u>39,500,323</u>
	<u>29,649,537</u>	<u>39,753,823</u>
	23,835,552	41,621,563

2015 12 31

()

2015 12 31

2015	2014
5,710,313	8,418,581
6,421	17,587
446,283	1,274,440
4,000,000	-
13,366,928	12,389,807
35,274,224	31,214,686
3,016,655	2,654,158
3,761,156	3,411,519
1,253,431	771,370
(2,018,958)	(2,377,915)
184	156
19,557,447	19,020,951
179,198	191,584
448,459	388,995
1,700,000	6,131,185
<u>86,701,741</u>	<u>83,507,104</u>
1,469,570	2,980,100
1,282,435	1,287,954
144,280	115,450
-	158,350
109,026	-
1,290,829	1,348,475
<u>4,296,140</u>	<u>5,890,329</u>
<u>90,997,881</u>	<u>89,397,433</u>
4,150,791	3,437,541
8,483,084	8,740,683
694,904	720,953
1,360,953	1,107,256
2,710,245	1,531,111
<u>17,399,977</u>	<u>15,537,544</u>
9,321,327	-
<u>26,721,304</u>	<u>15,537,544</u>
<u>117,719,185</u>	<u>104,934,977</u>

2015

		2015	2014
	6	89,765,707	76,598,340
	6	74,906,434	64,426,341
		700,642	733,974
		7,191,037	6,522,405
		1,459,750	1,224,755
		3,306,787	2,606,804
		578,649	1,404,784
		1,403,434	851,874
		(33,803)	75,934
	7	1,361,581	2,017,647
/()	7	82,206	(58,304)
		1,546,752	920,984
		1,245,749	848,779

2015



2015



2015

2014

()

2015

	2015	2014
	288,822	-
	8,904,700	-
	<u>10,698,953</u>	

()

2015 12 31

1.

31

2015

2015 12

2.

1 1 12 31

3.

()

2015 12 31

()

2015 12 31

()

5. ()

6.

7.

8.

()

2015 12 31

()

9. ()

()

2015 12 31

()

9. ()

()

)
()

(

)

(

()

2015 12 31

()

9. ()

_____ ()

()

"

"

"

"

"

"

"

"

()

2015 12 31

()

10.

(1)

(1)

(2)

(3)

(4)

(5)

(2)

()

2015 12 31

()

12. ()

)

(

()

2015 12 31

()

13.

14.

	-	
30-50	5%	1.9%-3.17%
5-10	5%	9.5%-19%
5-10	5%	9.5%-19%
5-10	5%	9.5%-19%
5	5%	19%

()

2015 12 31

()

15.

()

2015 12 31

()

18.

- (1)
- (2)
- (3)

()

2015 12 31

()

19. ()

20.

()

2015 12 31

()

20. ()

()

2015 12 31

()

24. ()

) (

25.

()

2015 12 31

()

26. ()

()

()

2015 12 31

()

27. ()

28.

29.

()

2015 12 31

()

29. ()

____()

()

1)

2)

()

2015 12 31

()

()

2015 12 31

()

29. ()

_____ ()

()

20

()

2015 12 31

()

2.

15%	2014-2016	
15%	2015	
15%	2013-2015	
15%	2015	
	2014-2016	15%
15%	2015	
15%	2014-2016	
	2015	15%
15%	2014-2016	
	2015	15%
15%	2015-2017	
15%		
	2013-2015	

()

2015 12 31

1.

()

2015 12 31

()

3.

2015	2014
2,432,643	988,599
<u>1,030,715</u>	<u>1,098,172</u>
<u>3,463,358</u>	<u>2,086,771</u>

2015		2014	
<u>385,920</u>	<u>106,892</u>	<u>294,779</u>	<u>44,028</u>

2015 12 31) (2014 12 31

2015 12 31 (2014 12 31)

2015 12 31 (2014 12 31)

()

2015 12 31

()

4.

0

()

2015 12 31

()

4. ()

2014 12 31

1	4,429,239	15.03%	18,223
2	2,102,621	7.13%	77,593
3	2,039,043	6.92%	30,109
4	467,227	1.59%	51,973
5	418,059	1.42%	18,169
	<u>9,456,189</u>	<u>32.09%</u>	<u>196,067</u>

" " "

2

5.

:

	2015	2014
1	2,491,262	1,592,615
1 2	215,768	317,980
2 3	149,627	159,854
3	113,601	89,228
	<u>2,970,258</u>	<u>2,159,677</u>

2015 2014

426,042	321,500
2,293,247	1,446,721
250,969	391,456
<u>2,970,258</u>	<u>2,159,677</u>

()

2015 12 31

()

5. ()

2015 12 31

1	1,347,326	45.36%
2	150,000	5.05%
3	100,000	3.37%
4	39,900	1.34%
5	34,179	1.15%
	<u>1,671,405</u>	<u>56.27%</u>

2014 12 31

1	696,351	32.24%
2	200,000	9.26%
3	177,151	8.20%
4	32,660	1.51%
5	18,203	0.84%
	<u>1,124,365</u>	<u>52.05%</u>

0-36

()

2015 12 31

()

6.

2015

2014

()

2015 12 31

()

7.

2015

2014

4,314,061

435,957

()

2015 12 31

()

9.

2015

2014

()

2015 12 31

()

11. ()

2015 ()

(2)

EX103U6OGXSR0

()

2015 12 31

()

11. ()

2014

(1)

Bestel Communications Ltd.	2,255	-	-	-	-	-	-	-	2,255
-------------------------------	-------	---	---	---	---	---	---	---	-------

()

2015 12 31

()

2015 12 31

()

13.

2015

5,690,083	53,996	3,668,001	2,641,521	301,683	222,180	12,577,464
87,856	-	485,052	549,068	80,820	132,423	1,335,219
102,963	-	24,799	56,078	7	201	184,048
(16,432)	-	(343,082)	(176,771)	(37,383)	(37,195)	(610,863)

()

2015 12 31

()

13. ()

2014

()

2015 12 31

(

()

2015 12 31

()

14. ()

2014

()

2015 12 31

()

15. ()

2014

()

2015 12 31

()

17. /

2015

2014

695,558	157,115	572,329	126,540
814,535	127,086	831,424	123,081
305,207	45,781	204,058	

()

2015 12 31

()

17. / ()

	2015	2014
	<u>3,777,658</u>	<u>8,344,266</u>
	2015	2014
2015	-	-
2016	114,250	1,633,674
2017	1,551,872	5,146,909
2017	<u>2,111,536</u>	<u>1,563,683</u>
	<u>3,777,658</u>	<u>8,344,266</u>

()

2015 12 31

()

20.

2015		2014	
2,866,000	2,866,000	4,132,364	4,132,364
465,290	3,021,594	1,016,544	6,303,083
196,000	1,390,444	-	-
306,410	306,410	544,028	

()

2015 12 31

()

25.

2015

()

2015 12 31

()

2015 12 31

()

26.

()

2015

44,963	1,086,682	(988,836)	142,809
<u>1,172</u>	<u>66,741</u>	<u>(60,724)</u>	<u>7,189</u>
<u>46,135</u>	<u>1,153,423</u>	<u>(1,049,560)</u>	<u>149,998</u>

2014

48,995	927,972	(932,004)	44,963
<u>1,228</u>	<u>61,935</u>	<u>(61,991)</u>	<u>1,172</u>
<u>50,223</u>	<u>989,907</u>	<u>(993,995)</u>	<u>46,135</u>

()

2015 12 31

()

26.

()

2015

/()

/()

()

2015 12 31

()

26.

()

	2015	2014
1 1	115,450	95,806
	4,538	4,466
	(1,774)	(1,421)
	<u>26,066</u>	<u>16,599</u>
12 31	<u><u>144,280</u></u>	<u><u>115,450</u></u>

	2015	2014
	115,450	95,806
	4,538	4,466
	11,549	11,555
	14,517	5,044
	<u>(1,774)</u>	<u>(1,421)</u>
	<u><u>144,280</u></u>	<u><u>115,450</u></u>

()

2015 12 31

()

27.

2015	2014
(3,694,070)	(4,040,415)
597,003	565,212
484,627	489,141
463,821	363,422
20,806	125,719
127,570	89,430
43,831	52,762
39,220	43,069
71,933	10,521
<u>(2,329,886)</u>	<u>(2,790,280)</u>

28.

2015	2014
------	------

()

2015 12 31

()

30.

2015

(1)	160,915	120,882	(93,960)	187,837
	266,809	193,324	(190,764)	269,369
	<u>313,667</u>	<u>565,539</u>	<u>(559,730)</u>	<u>319,476</u>
	<u>741,391</u>	<u>879,745</u>	<u>(844,454)</u>	<u>776,682</u>

2014

(1)	110,694	63,442	(13,221)	160,915
	169,315	212,207	(114,713)	266,809
	<u>321,102</u>	<u>505,868</u>	<u>(503,308)</u>	<u>303,308</u>

()

2015 12 31

()

34.

2015

<u>6,771</u>	<u>1,355</u>	<u>1,207</u>	<u>(482)</u>	<u>2,080</u>	<u>8,851</u>
<u>6,771</u>	<u>1,355</u>	<u>1,207</u>	<u>(482)</u>	<u>2,080</u>	<u>8,851</u>
2,801,185	24,387	560,384	482	585,253	3,386,438
<u>629,585</u>	<u>-</u>	<u>125,917</u>	<u>-</u>	<u>125,917</u>	

()

2015 12 31

()

36. ()

()

2014

()

20

()

2015 12 31

()

39.

(1)

2015 1 27	2015	60
(")		
(5	5
5.81%)	6
	(
) 300		5
(www.chinabond.com.cn)()
0.01%) 6	5	(
	10	5
	300	
2015 2 6	2015	15
	3	
()	3
5.69%		4
	300	4
3		6
		300
2015 11 20	2015	15
	3	
()	3
4.49%		4
	300	4
3		6
		300

()

()

2015 12 31

()

45.

/()

2015

2014

63,278

(53,043)

25,005

32,176

()

2015 12 31



()

50. ()

1

/

51.

(1)

(2)

(3)

(1)

(2)

2015

2014

3,207,885

()

2015 12 31

()

53.

()

2015 12 31

()

54.

	2015	2014	
	1,225,984	741,306	1
	106,892	44,028	2
	<u>176,238</u>	<u>79,963</u>	3
	<u>1,509,114</u>	<u>865,297</u>	
1	2015 12 31	1,225,984	
	(2014 12 31 741,306)	23,000	
	(2014 12 31 23,000)		
	106,088 (2014 12 31 63,030)		
	125,122 (2014 12 31 10,711)	277,610	
	(2014 12 31 99,891)	538,960	
	(2014 12		

()

2015 12 31

()

56.

		2015		2014	
		1,126	-	-	-
		-	2,878	-	6,581
		<u>-</u>	<u>2,878</u>	<u>-</u>	<u>6,581</u>
		-	-	-	881
		<u>1,126</u>	<u>2,878</u>	<u>-</u>	<u>5,700</u>

4,796 (2014)

2011 12 19 2011 12 22

2015 12 31

		2015		2014	
1		(7,936)	(7,936)	(2,282)	(2,282)
1	3	-	-	(4,273)	(4,273)

2015 12 31

		2015	2014
1		(7,936)	(2,282)
1	3	-	(4,273)

()

2015 12 31

()

56. ()

3,703 (2014 3,965)

2015 () 2015z à

(

()

()


2015 12 31

()

2015 12 31

1.

2015



()

2015 12 31

()

2.

106,892 (2014 12 31 44,028)

")

(

2015

12 31
(2014 12 31 2,915,814)

1,061,220

2015 12 31
9,585,140 (2014 12 31

9,547,043)

()

/

2015

2014

2 0 1 5

()

2015 12 31

()

3.

2.11

26.85%(2014 32.09%)

4 5 10

12 31

2015

1 1 2 2 3 3

()

2015 12 31

()

3. ()

()

2014

		1	1 2	2 3	3
25,152,963	2,533,268	20,778,967	1,619,968	220,760	-
266,501	266,501	-	-	-	-
1,463,326	-	896,264	317,980	159,854	89,228

()

2015

	1	1-2	2-3	3	
-	12,672,102	1,455,727	3,989,492	1,007,435	19,124,756
-	19,840	-	-	-	19,840
-	9,885,129	-	-	-	9,885,129
22,932,866	-	-	-	-	22,932,866
-	1,312,514				

()

2015 12 31

()

3. ()

()

2014

	1	1-2	2-3	3	
-	11,193,023	6,431,576	1,368,816	3,048,910	22,042,325
-	70,604	-	-	-	70,604
-	10,381,688	-	-	-	10,381,688
19,244,400	-	-	-	-	19,244,400
-	3,254,431	638,663	389,151	735,447	5,017,692

(

)

()

2015 12 31

()

()

2015 12 31

()

4. ()

	2015	2014
	18,541,430	21,080,836
	4,000,000	6,131,185
	<u>2,866,874</u>	<u>4,877,410</u>
	<u>25,408,304</u>	<u>32,089,431</u>
	<u>43,348,605</u>	<u>26,292,504</u>
	<u>68,756,909</u>	<u>58,381,935</u>

()

2015 12 31

()

1.

()

2014

-	240,973	-	240,973
319,470	-	-	319,470
-	-	2,004,465	2,004,465
<u>319,470</u>	<u>240,973</u>	<u>2,004,465</u>	<u>2,564,908</u>
-	(71,485)	-	(71,485)
<u>-</u>	<u>(71,485)</u>	<u>-</u>	<u>(71,485)</u>

2.

2015 12

31

()

2015 12 31

	()			
3.	()			
2014				
			()	
	2,004,465	()		24-477
		()		1%-5%
				5%
4.				6%
2015				

()

2015 12 31

()

5.

1.

10,000

30.59%

30.59%

2.

1

3.

()

2015 12 31

()

4. ()

() (") ("

()
()

()

()

()

()

()

()

2015 12 31

()

4.

()

2015 12 31

	()		
5.	()		
(1)	()		
	()		
		<u>2015</u>	<u>2014</u>
		-	18
		-	306
		576	741
		-	5
	()	892	209
		40	157
		2,792	-
		10,044	-
		980	-
INTLIVE TECHNOLOGIES(PRIVATE)LIMITED		770	-
		63	-
		7	-
		3	-
		7,945	-
	()	<u>2,728</u>	<u>-</u>
		<u>911,473</u>	<u>997,318</u>
		<u>2015</u>	<u>2014</u>
		265,408	260,991
		232,107	203,907
		93,058	75,916
	()	860,335	782,107
		37,745	25,927
	()	42,295	27,938

()

2015 12 31

()

5.

()

()

2015 12 31

()

6.

(1) 2015 9

(2015

()

2015 12 31

()

6. ()

(9) 2014 10

()

2015 12 31

()

6. ()

(27) 2015 12

13

13

5(2)

12

2016

2018

(28) 2015 1

2,925

5(2)

2016

(29) 2015 1

858

5(2)

2016

7.

()

2015 12 31

()

7.

()

2015 12 31

()

8.

()

(7)

2015

2014

1

1

3

4

5

5

3

5

12

15

(8)

()

2015 12 31

()

2.

2013 7 22

()

2013 8 20

2013 8 23

()

2013 8 26

() ()

"

")

2013 10 15

2013

2013

A

2013

H

2013 10 31

2013 10 31

1,528

10,298.9

A

5%

5

2

30%

30% 40%

13.69 /

(1)

(ROE)

(2)

()

:

(1)

()

2015 12 31

()

2.

()

(27A231E}TJETBT/F6] TJET EMD1.04 T5 78

()

2015 12 31

()

2. ()

2015								
		*						
	/							
9,143	11.22	2015	11	1	2016	10	31	
35,026	11.22	2016	11	1	2017	10	31	
<u>46,702</u>	11.22	2017	11	1	2018	10	31	
<u>90,871</u>	11.22							
2014								
		*						
	/							
30,897	13.66	2015	11	1	2016	10	31	
30,897	13.66	2016	11	1	2017	10	31	
<u>41,195</u>	13.66	2017	11	1	2018	10	31	
102,989								

()

2015 12 31

1.

	2015	2014
	904,363	214,356
	<u>37,465</u>	<u>8,323</u>
	<u>941,828</u>	

()

2015 12 31

()

2. ()

2.2 ()

2009 7

7,556.3

2012 11

()

2015 12 31

()

2. ()

2.4. 2011 7 26 InterDigital Communications,LLC InterDigital Technology Corporation
IPR Licensing,Inc (InterDigital, Inc.)
(ITC)

()

2015 12 31

()

2. ()

2.5. 2013 5 20 , ZTE DO BRAZIL LTDA(

" ") , 2010 2011

ICMS ICMS

9,644.84 (1.60) 2013 6

19 (1)

ICMS (2)

45.490 527 A

(3) 2013 9

18

2013 10 18

522 (2013 1,033)

2.6. 2012 5 Flashpoint Technology, Inc. (ITC) Delaware

ITC

Delaware

()

2015 12 31

2. 120 ()

2.7. 2012 7 Technology Property Limited LLC (LLC)
 California California

ITC
 California

2013 9 6 ITC
 337 2014 2 19 ITC
 337 2014 8 California

California

2.8. 2012 11 3,135.37 ()
 5,215) 2013 2 7

2016 1
 3,122.43 (5,193)

2012 11 30 15

()

2015 12 31

1. 2016 3 7

(" (BIS) ")
2016 3 8

()

2015 12 31

1.

1

2015

2014

1 (1)

()

2015 12 31

()

2.

3

(1)

(2)

(3)

M-ICT

() ()
) ()

()

2015 12 31

()

2. ()

()

2015

()

2015 12 31

()
2. ()

()

2015	2014
53,108,499	40,583,527
14,820,285	12,131,576
6,979,537	6,174,187
<u>25,278,068</u>	<u>22,581,985</u>

()

2015 12 31

()

1. ()

/

2015	<u>3,138,286</u>	<u>1,072,946</u>	<u>(158,612)</u>	<u>(33,975)</u>	<u>4,018,645</u>
2014	<u>2,772,332</u>	<u>414,061</u>	<u>-</u>	<u>(48,107)</u>	<u>3,138,286</u>
2015	45,650	(2014)			33,975
	"		"	"	"

2.

			2015	2014
1			3,101,265	379,947
1	2			

()

2015 12 31

()

5. ()

2015

(1)

()

2015 12

()

2015 12 31

()

5. ()

2015 ()

(4)

()

2015 12 31

()

5. ()

2014 ()

(4)

ZTE (USA) Inc.()	5,381	-	5,381
Telrise (Cayman) Telecom Limited	12,970	(12,970)	-
	23,767	-	23,767
	17,657	-	17,657
ZTE DoBrasil LTDA()	10,059	-	10,059
	4,591	-	4,591
Wistron Telecom AB()	2,030	-	2,030
ZTE Corporation Mexico S.DER.LDEC.V.()	41	-	41
Zhongxing Telecom Pakistan (Private) Ltd.()	2,971	-	2,971
	9,656	-	9,656
ZTE Holdings (Thailand) Co., Ltd()	10	-	10
ZTE (Thailand) Co., Ltd.()	205	-	205
ZTE Telecom India Private Ltd.()	1,654	-	1,654
ZTE Romania S.R.L()	827	-	827
ZTE (Malaysia) Corporation SDN. BHD()	496	-	496
	<u>92,315</u>	<u>(12,970)</u>	<u>79,345</u>

()

2015 12 31

()

6.

2015		2014	
75,312,227	74,905,452	63,084,800	64,424,944
14,453,480	982	13,513,540	1,397
<u>89,765,707</u>	<u>74,906,434</u>	<u>76,598,340</u>	<u>64,426,341</u>

7.

	2015	2014
/()	82,206	(58,304)
	1,081,296	2,010,445
	14,981	15,451
	77,266	56,907
	39,177	-
/()	<u>66,655</u>	<u>(6,852)</u>
	<u>1,361,581</u>	<u>2,017,647</u>

2015 12 31

1

2015

(28,874)
9,789

252,617
5,931
508,148
747,611

(112,142)

()

(5,509)

629,960

1

1 —

([2008]43)

2015 12 31

2

()

2014

④

(%)

