



763

13. 10B



ZTE CORPORATION



---

.....	2
.....	4
.....	8
.....	9
.....	11
.....	14
.....	15
.....	18
.....	43
.....	73
.....	79
.....	102
.....	112
.....	117
.....	118
.....	282

<http://www.cninfo.com.cn/>





---

2G

GSM GPRS CDMA IS-95B GSM CDMA  
115.2Kbps EDGE 384Kbps

3G

144Kbps 384Kbps  
64Kbps ITU 2Mbps  
3GPP 3GPP2 IMT-2000  
3G

4G

LTE-Advanced ITU IMT-Advanced  
WirelessMAN-Advanced 802.16m  
1Gbit/s 100Mbit/s

5G

5G 4G  
1000 100  
1/5 10

GSM

TDMA 170

CDMA

2G PN

UMTS

WCDMA 90 UMTS  
ETSI 3G  
Universal Mobile Telecommunications System





---

" "

SaaS PaaS IaaS

QoS

PON

QoS

FTTH FTTB

GPON EPON 10G EPON

PTN

Packet Transport Network

MPLS-.55 0W0E>] TJETÇ





---

中兴通讯股份有限公司

1

ZTE Corporation  
ZTE

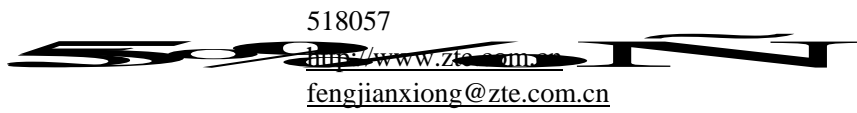
2

3

/

中兴通讯股份有限公司  
+86 755 26770282  
+86 755 26770286  
[fengjianxiong@zte.com.cn](mailto:fengjianxiong@zte.com.cn)

4



15

8

5

6 fl

---

8

183

17 1712-16

9

20

1

21-22

10

/











---

	2013
	75,233.7
	(1,493.1)
	1,827.8
	1,357.6
	73.0
	2,574.6

	2013
	594.2
	204.0
	857.7
	18.1
	126.4





	2013	2012	








---

1





---

2

" ZTEMT"

2012

"

" 2013

" " 2012

3

OBT/2 Tr 0.2571

2013	2012			
------	------	--	--	--

---

		2013		2012		
		42,708.8	80.39%	52,876.3	82.50%	(19.23%)
		10,189.5	19.18%	10,283.4	16.04%	(0.91%)
		<b>52,898.3</b>	<b>99.57%</b>	<b>63,159.7</b>	<b>98.54%</b>	<b>(16.25%)</b>

4

	2013	2012	
	10,003.9	11,180.6	(10.52%)
	2,202.3	2,281.5	(3.47%)
	2,460.3	2,230.7	10.29%
	394.2	621.4	(36.56%)
	7,383.9	8,829.2	(16.37%)

2013

6

1

2

2013	-1,493.1	70.15%
		22,050.3
	10.08%	
914.4	27.36%	
	3,320.9	10.00%

3

2012 5.58

7

1

	2013		2012		
	100,079.5	100%	107,446.3	100.00%	-
	20,903.0	20.89%	24,126.4	22.45%	(1.56)
	21,393.3	21.38%	22,068.2	20.54%	0.84
	12,434.4	12.42%	11,442.4	10.65%	1.77
	1,855.2	1.85%	1,686.2	1.57%	0.28
	478.0	0.48%	455.8	0.42%	0.06
	7,449.5	7.44%	7,096.6	6.60%	0.84





---

9

ICT

2013

1)

CTO

2)

3

4

5

2013

SDR

LTE

UPP

V4

ATCA

IT CT

28nm

---

25,000

180

(Editor)

2013

"

"

2013

"

"

863

"

"

27

863

973

10

1

2013

47,803.7

2012


45,576.8

4.89%

11

12


A











---








116.6%

603.9%

314.5%

195.2%

1,017.0%

55.2%

317.9%

9

50%

8.67

2

5

11 2014 1-3

---

2014	1	2				39	—
			40	—			
30	—				9	—	
	33	—		5		2014	7 1
		2013			5		



65%

2013 10 28      2013 10



	2013	1	14		2013
3	7		2013	<	>
2012	"		16		"

3

2013		2013	12	31	3,437,541,278
	10	0.3			
2012					2012
2011		2011	12	31	3,440,078,020
	9,125,893				3,430,952,127
	10	2			

2013	10,312.62	135,765.70	7.60%	13,605.60
2012	-	(284,096.20)	-	(17,820.30)
2011	68,619.04	206,016.60	33.31%	198,242.90
			(%)	122.04%

18

2014 3 27

<http://www.cninfo.com.cn>

2013

2013

"

"

"

"

---

2014 3 27

<http://www.cninfo.com.cn>

2013

19

---

		12				
		2013				
		12				





4

5



---

3	2008	4			
"		"			
			2008	9	
					2,491.2
			1,131.9		2009 7
					1,281.7
2009	10	11			
			3,061.5		
3,953.7					
2009	7				
				7,556.3	
2012	11				1,449.7
			95.3		
2,015					
4	Universal Telephone Exchange, Inc.			" UTE"	
				ZTE USA, Inc.	
"	"				UTE
			UTE	2,000	UTE
				UTE	
			UTE	1,000	2,000
2012	2	23			
	UTE		2012	3 1	UTE





---

22

2013 5 3

5

2012 5

100

2013 3

---

7 2011 7 29 InterDigital Communications, LLC InterDigital  
 Technology Corporation IPR Licensing, Inc  
 InterDigital, Inc. ITC Delaware  
 3G  
 ITC  
 2013  
 6 28 ITC  
 337 337  
 2013 12 19  
 ITC 337  
 2013 1 2 InterDigital Holdings, Inc.  
 InterDigital, Inc. ITC  
 Delaware 3G

---

CLEARTALK

3

2012 10 12

CLEARTALK

2014 2 12 ,

CLEARTALK

CLEARTALK

9 2012 1 3

ZTE DO BRAZIL LTDA

" "

2006 10 2008 12

ICMS ICMS

7,470

---

ICMS

45.490 527 A

2013 9 18

2013 10 18

10 2012 5 Flashpoint Technology, Inc.

ITC Delaware

ITC

Delaware

Delaware

2013 10 1 ITC

337

2014 3 14 ITC

337

11 2012 7 Technology Properties Limited LLC

ITC California

ITC

California

California

2013 9

6 ITC

---

337      2014   2   19      ITC  
337

12   2012   11                      3,135.37  
8,140.05  
2013   2   7

2012   11   30                      15  
8,297.45                                      2.15

13   2013   10      2013   12                      Pragmatu s Mobi l e LLC

---

2

1

2

2014 3 27

1

--	--	--	--	--	--	--	--	--	--	--	--	--

2012-12-29

2012  
12 129,200 85,256.65 62.80%  
81% 28

16%

81%

2012

12 28

2013

8.2

8.8

2012 12 29

3

65%

16%

8.5

(2007 2 5 )

"

"

A

"

"

2012 12 24

2,536,742

2013 5 9

2013 5 8

2013 6 28

2013

2013 5 9 6 29

2013

2013 7 31

2012

2013





---

	21.1		1,531
1,528		10,320	10,298.9

3

A

A	10,298.9	A	3%
A	3.7%		

	A
1%	12



---

"

"

**3**

---

						100				400,000			
2008	1	30				0.8%							
						2009	2	2	2010	2	1	2011	1
31	2012	1	30									32,000,000	
						2013	1	30					
403,200													
												1.63	
		6,520				2008	2	22					
		"				ZXC1"	"	ZXC1"				2008	
2	22	2010	2	21	"	ZXC1"						2010	2
5			2010	2	8					"		ZXC1"	
						10						2010	2
1	2010	2	12										
						42.394		/					
1:0.922													





169.72% 20%

35 --- 2013

2013 10 16 2013 9 13

2013 2013 A 2013 H

2

"

"

2013 12

28

2013 12 28

2011 7 8

10

9

"

"

2012 12 31

2/3

2013 3 27

---

1

2013







							(%)				
			3 20,000		40 / / 45 / / 2.5 / /	840.5	1.47%			2011-12-14	201153
					34 / / / 27 / / / 55 / / / 24 / / /	4,169.1	14.70%			2012-6-27 2013-4-27	201234 201322
				-	-	<b>109,867.8</b>		-	-	-	-


	2012 12 28								2013		9
	2012 12 28								2013		6
	2012 12 28	7,800							2013		
	2010 4 27										4,416
	2010 4 18				2013 4 17	2012 12 28					
								2013 4			



---

1

2

**1**

2007 7 22 2007 10  
16 2007  
300

" "

15%

30%

300  
2013 8

2,803,925.46

2013 8

2013 8 22

**2**

**A**



1,500

"

"

2017 3 5

2013 9 13

1	2007 7 23 200735	300	2007 6 28	300		6.6		
3	2009 5 12 200917	7,060		-		-		
3	2009 6 6 200926	4,000	2009 6 10	4,000				
						3.5		
3	2009 6 6 200926	500	2009 6 17	500			CyRgE	.. \$

---

1			300			70%		
					2,803,925.46			2013 8 22
2	Telecommunication Systems Co. WLL			82				Zena Technologies &
	2014 1							
3	"	"	51%		"	"	4,000	
			500					70%
				2009			500	4,000
4	"	"		3,000				
				70%			300	2009
			684.81		3,000			
5			2011 7 8		10		9	
			2011 7 8					
	9							60
				2011 4 8				
			70%					

---

1      2013    12    31

[2003]56

2      2013    12    31

614,690.00

2013    12    31

27.28% 2013

2013

5,000.00

2013

33,532.95

2013

609,690.00

" 2 "

2013

3

[2005]120

4

[2003]56

[2005]120

2013







---

5%

	<b>11,260,557</b>	<b>0.33%</b>	-	-	-	<b>(4,034,842)</b>	<b>(4,034,842)</b>	<b>7,225,715</b>	<b>0.21%</b>
1	-	-	-	-	-	-	-	-	-
2	-	-	-	-	-	-	-	-	-
3	2,536,742	0.08%	-	-	-	(2,536,742)	(2,536,742)	-	-
	-	-	-	-	-	-	-	-	-
	2,536,742	0.08%	-	-	-	(2,536,742)	(2,536,742)	-	-
4	-	-	-	-	-	-	-	-	-
	-	-	-	-	-	-	-	-	-
	-	-	-	-	-	-	-	-	-
5	8,723,815	0.25%	-	-	-	(1,498,100)	(1,498,100)	7,225,715	0.21%
	<b>3,428,817,463</b>	<b>99.67%</b>	-	-	-	<b>1,498,100</b>			



2013

2, 536, 742

3, 440, 078, 020

3, 437, 541, 278

5

1

2013 12 31						
		168,300	A	167,944	H	356
2014 3 20						
		180,163	A	179,808	H	355
5						
10						
1		30.78%	1,058,191,944	0	0	
2		18.28%	628,307,572	-50,029	0	
3	06	1.69%	58,194,000	0	0	
4		1.09%	37,450,609	0	0	
5	(LOF)	0.93%	32,030,216	+32,030,216	0	
6	-005L-FH002	0.86%	29,722,990	-51,436,647	0	
7		0.81%	28,000,000	+28,000,000	0	
8	-005L-CT001	0.72%	24,696,385	-9,230,192	0	
9	100	0.65%	22,265,510	+2,688,752	0	
10		0.63%	21,500,000	-37,543,306	0	
10						
1			1,058,191,944		A	
2			628,307,572		H	
3	06		58,194,000		A	
4			37,450,609		A	
5	(LOF)		32,030,216		A	



---

65.25

11.97

3

		34%	17%	49%		9
	3		2		4	
33.33%	22.22%	44.45%				

1965  
H0420141-X

19,853






1989 8 17  
19217503-1

( )

1,795

[2000]50





4

10%

5

---

**1**

1941 1984  
691 1984  
1997 10 2004 2 2004 2  
  
1961 1982  
1982 1989  
1989 1996  
1996 2011  
2012 11  
2011 11  
2012 3 26  
2012 4  
  
1956 1982  
2001 2003  
2003  
2004 2  
  
1952 1976  
1997 2001  
2008 6

---

2010 3





1957

2007

2001

2009 7

1944

1987

1982

8

2010 3

TIMOTHY ALEXANDER STEINERT

1960

1983

1989

1999 2007

2007 7

2010 6

2013 6

1970

1993

J. L. Kellogg

---

(USA Today) 1993 8

2008 7 80

2008 8

(Apax Partners) 2013 1

(Equity Partner) 2013 6

" "

**2** /

1974 /

2012

1996 7

2000

14

**3**

1941 1966

691 1993 4

1997 11 2004 2

2004 2 2013 3

1963

1986

1994 1998

2004 CDMA CDMA 2004

2012 2013 3

---

17

1970 1991

1995

1998 1

1976

1998 7 1998

7

1965 1988 7

1992 12

1999 9 1999

2010 10

2005 6 2013 3

1962

1988 年 7 1992

女 1989 年 1993 年 1993

1997

1997

1955 1982 2

1993 3 1996

8 1996 9 1997

10 1997 11

2000 2 2000 3

2008 3 2013 3

" "

1962

2004

1988

1993

1997

1997

1999

1999

2008 11

XBRL

25

1969

2005

1991

2006



---

2006

1996

1997 2008

16

1973

2014 1

1996

2007

EMBA

1996

1997 2006 7

2006

2014 1

15

1966

2014 1

CTO

1997

1998

CDMA

1998

2003

2004

CDMA

2014 1

22

1958

2002

1989

1995

1989

1992

1995

1998

AT&T

1998

2002

2002

2007



---

1959          1981  
1981      1994          1994      1997  
   1998      2012  
   IT  
   19  
1964          1990



---


2007

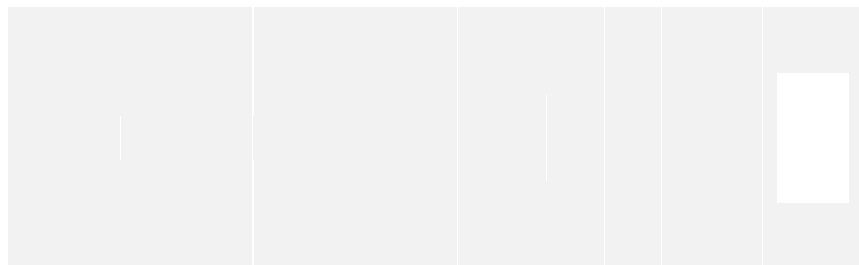
1998

1998

2012













1	12		
2		/	
3	3		
4			
		/	
5	2		
		/	
6		/	
		/	





---

2013 3 30 2016 3 29

2013 3 8 2013

2013 6 29

2013 6 13

2013

6 28 2013

2013 6 30

2016 3 29

2013 7 1

2013 6 14 6 29 7 2

2013

2

2013 3 7

2013

2013 2 28

2013 3 30

2016 3 29

2013 3 8

2013

3

2013 1 14

---

2013 4 2

2016 3 29

2014 1 20

2016

---

	5,802	8.4%
	<b>69,093</b>	<b>100.0%</b>







2013

" "

---

2013 10 11



---

2

2009 10 27

2012 8 22

2009 10 28 2012 8 23

<http://www.cninfo.com.cn>

2013 3 7

2013

---

2012

2013 6 28

2013

< >

2013

6 29

<http://www.cni nfo. com. cn>

2013

2013 10 15

2013

2013

A

2013

H

<

>

" <

>"

<

>

2013

2013 10 16

<http://www.cni nfo. com. cn>

2013

2013

A

2013

H















---

2013

"

"

2013

1

2

3 2013

---

2013

2013

2013

3

2013

1

2

3

2013

2013

2013

4

2013

1

2013

---

2

3 2013

5

2013 12 31

2014 3 27

<http://www.cninfo.com.cn>



---

(2014) 60438556\_H01

2013 12 31

2013

(1)

(2)

fl



2013 12 31







2013

---

	<b>2013</b>	<b>2012</b>
50		
	<u>7,040</u>	<u>8,445</u>
	169,639	30,792
	5,784	(12,736)
	-	792,769



2012









2013 12 31

---

	<b>2013</b>	<b>2012</b> ( )
	12,163,330	16,010,506

2013 12 31

	<b>2013</b>	<b>2012</b> ( )
	8,375,865	8,803,325
	12,575	42,325
1	2,122,707	3,548,713
	10,250,993	13,775,960
	34,200,975	33,885,695
	2,496,029	2,600,053
	2,896,512	1,765,544
	688,982	569,587
	(1,286,296)	(1,309,327)
	152	152
	17,178,123	16,553,959
	80,401	133,179
	349,291	159,693
	-	4,518,134
	<u>77,366,309</u>	<u>85,046,992</u>
	1,780,000	-
4	1,968,052	3,582,669
	6,119,590	6,107,993
25	95,806	99,932
	138,400	138,400
	1,430,509	538,241
	<u>11,532,357</u>	<u>10,467,235</u>
	<u>88,898,666</u>	<u>95,514,227</u>
	3,437,541	3,440,078
	9,316,668	9,286,772
	951,439	925,674

"



2013



2012









2013 12 31

---

(1997)452

453 1997 10 6  
1997 11 18

2003

2003 12

2005 11  
12 29

2006

1997 11 11

440301103852869

2009 2 6 BDC BT/F14137 557.11 Tm[(6)] TJET EMC /P 0.01221.81 403.

203(04 14(1)6(8603(05)] TJET EMC /P A MCID1 13 BDC I

2013 12 31

---

2008		2008 12 31	1,343,330,310
10	3	402,999,092	2009
		1,746,329,402	
2009 7 6			
4,022	85,050,238		
43,425	85,006,813		
1,831,336,215			
2010 1 21	H	58,294,800	H H
,	1,831,336,215	1,889,631,015	
2010 2 12		23,348,590	
	381%	41,851,410	,
A 21,523,441			1,889,631,015
1,911,154,456			
2010 6 4		3,239	
			26,452,094 A
2010 6 24	2009		
		10	5
955,577,228		2,866,731,684	
2010 12 15		763	
			2,520,957 A
2011 7 7	2010		
		10	2
573,346,336		3,440,078,020	
2011 7 21		3,199	
			60,532,063 A
2011 12 29		752	
			5,230,667 A

2013 12 31

---









2013 12 31

---

9.



2013 12 31

---

10.

---



2013 12 31

---

10.

\_\_\_\_\_

\_\_\_\_\_

\_\_\_\_\_

\_\_\_\_\_

2013 12 31

10.

\_\_\_\_\_

)  
(

)

(

)

(

"

"

"

"



2013 12 31

---

2013 12 31

---

2013 12 31

---



2013 12 31

---

15.

15.

26

16.

26

17.

(1)  
(2)  
(3)

(1)  
(2)



2013 12 31

---

18.

26

19.

(1)

(2)

(3)

20.

-



2013 12 31

---

21.

\_\_\_\_\_

\_\_\_\_\_

\_\_\_\_\_

\_\_\_\_\_

22.

2013 12 31

---

22.

23.

(1)

(2)

(1)

(2)

2013 12 31

---

23.

24



2013 12 31

---

25.

) (

26.

2013 12 31

---

2013 12 31

---

27.

( )

28.

( )

2013 12 31



2013 12 31

2013 12 31

---

30.

---

2013 12 31

---

30.





2013 12 31

---

2.

		2013-2014
	10%	
15%		2011-2013

2013 12 31

---

1.

2013 12 31

---

2013 12 31

---

2.

1,097,744  
117,893  
(583,425)

632,212

(63,221)

568,991  
(129,184)  
852,567

1,292,374

2013 1 1

2012 12 31

2012 12 31

2013 12 31

---

2.

H<sup>1</sup>

2013 10 31      2012 12 31

2013 12 31

---

3.





2013 12 31

---

1.

		2013 12 31			
3,651,480		2012 12 31	3,568,024		
		254,583	2012 12 31	410,947	
				3,396,897	2012
12 31		3,157,077			
2013 12 31				6,722,472	2012 12
31		5,572,193			

7

2013 12 31

---

3.

2013

2012





2013 12 31

---

4.



2013 12 31

---

5.

2013 12 31

1	240,000	13.88%
2	104,929	6.07%
3	42,571	2.46%
4	30,000	1.73%
5	23,521	1.36%
	<u>441,021</u>	<u>25.50%</u>

0-36

2013 12 31

&









2013 12 31

---

11.

2013

/

2013 12 31

---

11.

2012

/

2013





2013 12 31

13.

			2013	2012
1	1		1,686,158	-
		15	-	721,315
		16	-	47,853
			<u>1,686,158</u>	<u>769,168</u>
			130,384	-
			-	932,669
			-	1,701,837
		43	38,704	(15,679)
12	31		<u>1,855,246</u>	<u>1,686,158</u>
			1,855,246	633,289
			-	1,052,869
			<u>1,855,246</u>	<u>1,686,158</u>

			2013 12 31	
1,855,246		38,704		43
2013 12 31	1,323,370		2012 12 31	
1,136,244				



2013 12 31

2013 12 31

---

14.

2013

4,729,684	1,015,607	(130,224)	(39,858)	5,575,209
71,672	-	-	(11,072)	60,600
3,633,073	251,197	(241,368)	(17,951)	3,624,951
2,351,935	183,012	(145,460)	(14,814)	2,374,673
348,045	14,770	(46,356)	(3,662)	312,797
<u>226,289</u>	<u>41,161</u>	<u>(9,781)</u>	<u>(10,767)</u>	<u>246,902</u>
<u>11,360,698</u>	<u>1,505,747</u>	<u>(573,189)</u>	(98,124)	

2013 12 31

---

14.

2012

en-AU

4,346,743	793,813	(386,950)	(23,922)	4,729,684
78,943	-	-	(7,271)	71,672
3,343,721	580,672	(287,233)	(4,087)	3,633,073
2,372,838	239,356	(254,482)	(5,777)	2,351,935
353,636	27,161	(31,765)	(987)	348,045
205,117	34,418	(9,434)	(3,812)	226,289

2013 12 31

2013 12 31

2013 12 31

---

16.

2013

e W\* n 454/F12A9 Tf 1 0 0 1 121.1 561.19 Tm [6

2013 12 31

---

2013 12 31

---

16.

2013

231,809

2012



2013 12 31

---

17. /

2013	2012
117,100	148,805
131,522	109,550
2,710	2,640
87,447	60,990
57,758	28,101
14,370	8,902

17.

/

	2013	2012
2013	-	2,188
2014	20,328	20,328
2015	1,040,884	1,040,884
2015	<u>8,969,605</u>	<u>6,863,725</u>
	<u>10,030,817</u>	<u>7,927,125</u>

	2013	2012
	289,901	483,076
	1,525,129	1,143,864
	105,908	193,877
	689,764	411,818
	490,417	246,692



2013 12 31

19.

---

2013	2012
217,270	217,482
3,396,897	3,157,077
198,430	229,744
<u>3,812,597</u>	<u>3,604,303</u>

20.

2013		2012	
4,715,950	4,715,950	2,013,000	2,013,000
1,206,556	7,356,253	1,463,901	9,201,347
24,207	203,799	-	-
2,076,400	204,933	2,309,334	265,416

2013 12 31

---

21.



2013 12 31

---

2013 12 31

---



2013 12 31

25.

		2013
		<u>4,178</u>
		<u>4,178</u>
		2013
1 1		99,932
		4,178
		(1,264)
		<u>(7,040)</u>
12 31		<u>95,806</u>

2013

2013  
1 1

/( )

26.

2013	2012
(2,393,454)	(2,465,186)
434,616	559,338
557,059	608,336
348,085	271,213
208,974	337,123
60,350	76,259
54,272	43,217
43,330	29,602
(8,032)	(13,540)
<u>(1,251,859)</u>	<u>(1,161,974)</u>

27.

2013	2012
152	152
34,811	205,631
<u>34,963</u>	<u>205,783</u>

28.

2013	2012
686,700	539,104
66,168	

2013 12 31

---

28.

2013 12 31		5%
1,667	2012 12 31	1,923
24,397	2012 12 31	15,050

29.

2013

44,765	67,114	(1,185)	110,694
--------	--------	---------	---------

2013 12 31

30.

---

2013		2012		
<hr/>		<hr/>		
-	-	500,000	500,000	
449,692	2,741,731	1,000	6,286	1
2,000	<u>12,194</u>	-	<u>-</u>	
	<u>2,753,925</u>		<u>506,286</u>	

2013 12 31

1

2013 12 31

2013 12 31

---

32.

1	2012	6	13	3	60
	4.2%		6	13	
	5,965,212				

33.

	2013	2012
	3,689	3,689
	257,540	341,719
	4,286	10,747
	<u>1,164,994</u>	<u>182,086</u>



2013 12 31

---



2013 12 31

---

2013 12 31

36.

2013

<u>1,587,430</u>	<u>25,765</u>	<u>-</u>	<u>1,613,195</u>
------------------	---------------	----------	------------------

2012

<u>1,587,891</u>	<u>-</u>	<u>(461)</u>	<u>1,587,430</u>
------------------	----------	--------------	------------------

50%                      10%

37.

/

2013	2012
7,705,022	10,545,984
1,357,657	(2,840,962)
(25,765)	-
<u>(103,126)</u>	<u>-</u>
<u>8,933,788</u>	<u>7,705,022</u>

2013 12 31

---

38.

2013	2012
74,748,695	83,870,879
<u>485,029</u>	<u>247,995</u>
<u>75,233,724</u>	<u>84,118,874</u>

2013	2012
52,898,371	63,894,239
<u>227,533</u>	<u>197,307</u>
<u>53,125,904</u>	<u>64,091,546</u>





2013 12 31

42.

2013	2012
881,901	856,223
100,555	130,381
274,294	310,592
164,921	151,358
144,029	161,297
95,185	96,874
541,382	574,747
<u>2,202,267</u>	<u>2,281,472</u>

43.

/( )

2013	2012
165,306	(91,717)
174,829	(49,456)
38,704	(15,679)
<u>204,010</u>	<u>(107,396)</u>

44.

( )/

2013	2012
34,466	48,123
22,240	13,069
(9,644)	6,908
667	-
866,677	1,190,786
<u>914,406</u>	<u>1,258,886</u>

2013 12 31



2013 12 31

---

47. /

1

3%

2

---

	2013	2012	
	48,731	2,993	48,731
	18,066	19,446	18,066
	<u>77,694</u>	<u>39,852</u>	<u>77,694</u>
	<u><u>144,491</u></u>	<u><u>62,291</u></u>	<u><u>144,491</u></u>

48.

	2013	2012
	528,635	711,190
	(134,428)[	



2013 12 31

---

48.

			2013	2012
	/( )			
	/( )		1,827,843	(1,983,200)
		( 1)	456,961	(495,800)
			(428,015)	(63,206)
			(51,790)	(40,047)

2013 12 31

---

2013 12 31

---

51.

2013 2012

355,958 249,893

6,212,889 6,869,445  
1,515,596 2,372,982

52.

(1)

/( )

2013 2012



2013 12 31

---

2013 12 31

---

4.

66527177-X  
55077950-6  
67796807-2  
78409578-0  
67854891-8  
77355476-9  
59450807-0

56278177-7  
75048467-3  
70003931-X  
66419173-5

\*

INTLIVE TECHNOLOGIES(PRIVATE) LIMITE

\*

2012 11

2013 12



2013 12 31

---

5.

(1)

2013  
0.19%

0.24% 2012

\*\*

2011 12 27

2012 12 27

\*\*\* 2012 12

" "





2013 12 31

---

5.

(2)

2013

PH >x ç lÒr•

2013

2013 12 31

---

5.

(3)

2013 2012

(4)

2013 2012

\*\*\*\*

- 1,425  
- 25,174

---

5.

(6)

(i)

(ii)

45,936 2012 16,500

62,368 2012 59,774

(iii)

(iv)

1,543 9,272  
2012

) 19,062 2012

6

(1) 2012 12

5(1) 2014 2015 )  
10 11

(2) 2012 12

2014 2015 5(1)  
9 8

(3) 2013 4

5(1) 2013 7 1 2014 6 30  
90,000

6.

(4)	2013	1		5(2)	2014
			2,146		
(5)	2013	1			5(2)
	2014		139		
(6)	2013	1			5(2)
	2014		86		
(7)	2013	1			

2013 12 31

---

6.

(13)	2013	7							5(2)
		2014		24,000					
(14)	2013	4						2014	
	2015		8,827		2,575	5(2)			
(15)	2013	4					2014	2015	
			45,733		13,339	5(2)			
(16)									

2013 12 31

---

7.

2013

2012



2013 12 31

---

7.

	2013	2012
	2	-
INTLIVE TECHNOLOGIES(PRIVATE)	1,820	-
LIMITED	304	-
	22	-
	-	4,924
****		
	<u>2,148</u>	<u>4,924</u>





2013 12 31

8.

(4)

	2013	2012
****	-	75,928
	3,174	3,789
	491	-
***	-	996
	<u>3,665</u>	<u>80,713</u>

2013 12 31	2012 12 31
47,872	,
31,845	;

(5)

	2013	2012
****	4,224	7,616
	538	-
***	-	135
***	-	1,920
***	-	34
	<u>373</u>	<u>127</u>
	<u>5,135</u>	<u>9,832</u>

(6)

	2013	2012
****	13	-
	<u>-</u>	<u>96</u>
	<u>13</u>	<u>96</u>

2013 12 31

---

2013 12 31

---

2.

2013 7 22

2013 8 20

2013 8 23

2013 8 26

2013 10 15  
2013

"  
2013

"  
2013  
2013 10 31

A

H

2013 10 31

1,528

10,298.9

A

5%

5

2  
30% 40%  
/

13.69 30%

(1)  
(2)

ROE

:

(1)

2013 12 31

---

2.

(2)

2014

30% 2015.11.1-2016.10.31

2013 12 31

---

1.	2006	8		762,984
			44,253	
			2008	2
			19,026	328,040

2.	2008	4		"	"
				2008	9



2013 12 31

---

3.

2012 2 23 UTE UTE  
2012 3 1 UTE  
2012 5 1 UTE

4.

2011 4 5  
110 2,225  
2,335

5.

2011 7 29 InterDigital Communications, LLC InterDigital Technology Corporation  
IPR Licensing, Inc InterDigital, Inc.  
ITC Delaware 3G  
ITC

2013 12 31

---

5.

6. 2012 1 3

ZTE DO BRAZIL LTD

2006 10

2008 12  
ICMS  
7,470

ICMS

1.94

2012 1 20

ICMS

56045/2010

2009

5  
ICMS

2009 6  
ICMS  
2012 4 13

2012 6 11

2012 11 29

ICMS

2014 1 13

2013 12 31

---

8.	2012 5	Flashpoint Technology, Inc.	ITC	ITC	Delaware
		ITC	ITC		
				2013 10 1	ITC
				337	2014
	3 14	ITC			
	337				
9.	2012 7	Technology Properties Limited LLC			ITC
	California				

2013 12 31

---

11	2013 10	2013 12	ITC	Pragmatus Mobile LLC Delaware	Delaware wifi ITC
12.	2013 12 31 31	2013 12 31	7,814,811		7,022,304 2012 12
13.	2013 12 31 12 31	2013 12 31	65,179		46,311 2012 2018 9
					2013 2012
					264,314 484,417
					<u>21,566,513</u> <u>21,600,404</u>
					<u>21,830,827</u> <u>22,084,821</u>
					<u>17,304</u> <u>41,712</u>

10 0.3 2013 12 31 3,437,541,278

2013 12 31

---

1.

2013

2012

1 ( 1 )



2013 12 31

---

3.

2013

( )

40,695,724	-	12,473,948	53,169,672
<u>          -</u>	<u>21,702,058</u>	361,994	

2013 12 31

---

3.

2012

(	)			
41,602,641	-	13,511,582	55,114,223	
<u>-</u>	<u>28,818,562</u>	<u>186,089</u>		













2013 12 31

---

4.

4 5 10

12 31

2013

---

2013 12 31

---

4.

2013

1

1-2

2-3

3





2013 12 31

---

4.

2013 2012

2013 2012

2013 12 31

---

4.

---

			1.54%	14.25%		9
					9	
				2013 12 31		
1	2012	1				

2013 12 31

4.

---

		/	/
2013		3% 3%	37,160 (37,160)
2012		3% 3%	31,570 (31,570)
/			
		/	

2013 12 31

---

4.

12 31

2013

2013 12 31

4.

2012

---

38,420	-	-	38,420
-	44,919	-	44,919
-	61,378	-	61,378
-	(99,630)	-	(99,630)
-	(16,856)	-	(16,856)

2

1.

01,078,449 ra YE (17,89

2013 12 31

---

1.

		2013	2012
1		24,930,582	27,903,156
1	2	6,126,670	4,005,785
2	3	2,553,484	1,436,695
3		3,192,083	3,658,604
		<u>36,802,819</u>	<u>36,004,240</u>

2013 12 31

1.

2013	2012
2013 12 31	
1	5,237,209 14.23%
2	3,047,401 8.28%
3	2,432,296 6.61%
4	2,384,264 6.48%
5	2,063,544 5.61%
	<u>15,164,714</u> <u>41.21%</u>
2013 12 31	5%
86,587	2012 12 31 101,437
	"
	"
	"
31	2,084,134 2012 12
	3,545,295 2,122,707
2012 12 31	3,548,713

2.

	2013	2012
1	7,176,627	3,286,587
1 2	2,218,545	968,400
2 3	818,400	63,202
3	241,061	232,859
	<u>10,454,633</u>	<u>4,551,048</u>

2013 12 31

---

2.

2013 12 31





2013 12 31

---

5.

2013

(2)

5.

2013

(3)

				(%)	(%)		
ZTE (Malaysia) CorporationSDN.BHD ( )	496	496	-	496	100%	100%	-
ZTE Holdings(Thailand) Co.,Ltd ( )	10	10	-	10	100%	100%	-
ZTE(Thailand) Co.,Ltd.( )	5,253	5,253	-	5,253	100%	100%	-
ZTE(USA) Inc.( )	190,133	190,133	-	190,133	100%	100%	-
ZTE Corporation MexicoS.DER.LDEC.V. ( )							

5.

2013

(4)

ZTE (USA) Inc.( )	5,381	-	5,381
Telrise (Cayman) Telecom Limite	12,970	-	12,970
	23,767	-	23,767
	17,657	-	17,657
ZTE Do Brasil LTDA( )	10,059	-	10,059
	4,591	-	4,591
Wistron Telecom AB( )	2,030	-	2,030
ZTE Corporation Mexico S.DER.LDEC.V.( )	41	-	41
Zhongxing Telecom Pakistan (Private) Ltd.( )	2,971	-	2,971
	9,656	-	9,656
ZTE Holdings (Thailand) Co.,Ltd( )	10	-	10
ZTE (Thailand) Co.,Ltd.( )	205	-	205



2013 12 31

---

2013 12 31

---

5.

2012

(4)

ZTE (USA) Inc. ( )	5,381	-	5,381
Telrise (Cayman) Telecom Limite	12,970	-	

2013 12 31

---

6.

1,943

2013	2012
56,490,240	65,124,944
<u>12,461,703</u>	<u>8,907,373</u>
<u>68,951,943</u>	<u>74,032,317</u>



2013 12 31

---

7.

2013 12 31



8(1)] TJ ET E

---

2013

2013 12 31

<http://www.cninfo.com.cn>

2014 3 27